


# Measurement & Installation Guide

## TOP TREATMENT

There are several header types available to choose from in ready-made curtains




**Dual Header Back Tab/Pocket Top**  
Typically 5 to 8 tabs depending on style  
Easy to install and decorative  
Fits any rods



**Grommet**  
6 to 8 metal grommets  
Easy to install  
Diameter: 1.5"  
Suggest 1" diameter rod



**Pinch Pleated**  
Traditional look  
Fullness already accounted for



**Pole Top**  
Traditional look  
3" rod pocket will fit up to 2" diameter decorative rods or wooden poles



**Tab Top**  
Typically 5 to 8 tabs depending on style  
Easy to install and decorative  
Fits any rods



**Tailored**  
Header: 1.5"  
Rod Pocket: 2"  
Suggest 1" diameter rod

## STEP 1

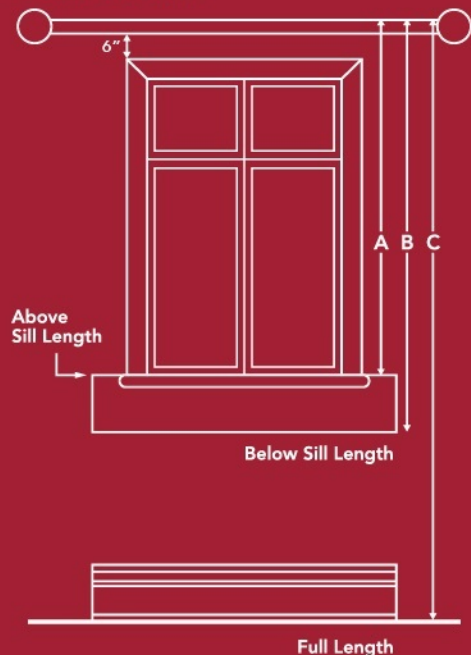
### Measure your window

#### Measure the width

Measure the width from one end of the inside window frame to the other inside frame. Add approximately 3" on each side to obtain the wall mount width.

#### Measure the length

Measure the length from one end of the outside window frame to the other outside frame. Decide if you want your curtain to fall above (A), below the sill (B) or to the floor (C). The rod should be installed at approximately 6" above the trim.



## STEP 2

### PICK YOUR CURTAIN

#### Colour

Shop by color to enhance or coordinate with your room's decor theme or desired color palette.

#### Fabric

Choose your panel texture and style to coordinate with your room setting. Is your room setting casual, formal, dramatic or modern?

Consider the opacity of the fabric = the amount of light filtering into the room. There are several options to choose from: Sheer, Semi-sheer, Opaque, Room Darkening and Blackout.

#### Length

The most common length is 84" and 95" and longer lengths are trending due to new home window constructions and the trend towards elongated looks.

## STEP 3

### Window measuring table

Please refer to the table below for suggested number of panels based on window size.

For windows measuring	You will need
up to 29 in (74 cm)	1 panel
30-39 in (76-99 cm)	2 panels
40-48 in (102-122 cm)	3 panels
49-72 in (124-183 cm)	3-4 panels
73-96 in (185-244 cm)	4-5 panels
97-120 in (246-305 cm)	5-6 panels
121-144 in (307-366 cm)	6-7 panels

Based on 50" wide panels

3  
EASY  
STEPS  
TO  
FIND  
YOUR  
PERFECT  
CURTAIN