


ITEM # WFPGB4 ITEM # WFPGG4

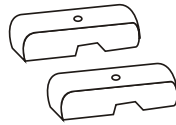
4 PANEL WOOD FOLDING PET GATE

ASSEMBLY INSTRUCTIONS

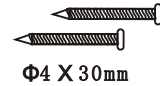
CONTENTS:



A: 1 Piece Pet Gate

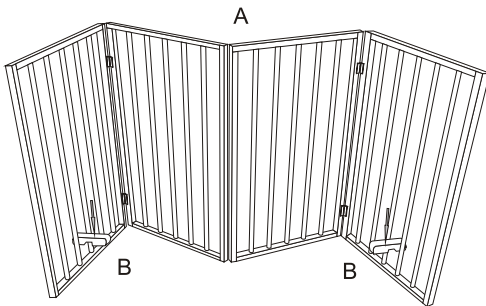


B: 2 Pieces Foot Pads




C: 2 Pieces Cross-head Screws

ASSEMBLY:



#1) Attach (B) Foot Pads on base of Gate.



#2) Attach Foot Pads using 2 Pieces Cross-head Screws

⚠ WARNING

- NOT recommended for use with children.
- ALWAYS install and use gate as directed using all required parts.
- Never stack gates on top of each other to form a taller barrier. This could result in serious injury or death.
- STOP using when a pet can climb over or dislodge the gate.
- To prevent falls, NEVER use at top of stairs.
- NEVER use to keep pet away from pool.
- Strangulation hazard: pets can force themselves into very small openings; use this gate with pets whose heads will not fit into openings in the gate, between the gate and floor, or between the gate and wall.
- This product will not necessarily prevent all accidents. NEVER leave pet unattended.
- Do not use if any components are missing or damaged.

READ ALL INSTRUCTIONS AND WARNINGS BEFORE USING THIS PRODUCT

This manual provides important information on proper operation and maintenance. Every effort has been made to ensure the accuracy of this manual. We reserve the right to change this product at any time without prior notice. IF THERE IS ANY QUESTION ABOUT A CONDITION BEING SAFE OR UNSAFE, DO NOT USE THIS PRODUCT!

QUESTIONS? PROBLEMS? CALL CUSTOMER SERVICE AT 1-636-532-9888

If you need instructions on how to use this item properly, experience a problem, or need parts, call our customer service department Monday-Friday, 8 AM - 4 PM Central Time. A copy of the sales receipt is required.