

MINIMUM substrate thickness requirements: Wood: 3/4 in. CDX or better; Metal: 20g or better.

All fasteners **MUST be fully embedded** in substrate.

Applicable roof pitches: **flat to 12/12.**

Temper Anchor **MUST install flush against substrate.** NEVER install onto bare rafter or truss.

Not for permanent installation applications. May be used in multiple installation applications.

Always use new fasteners for each new installation.

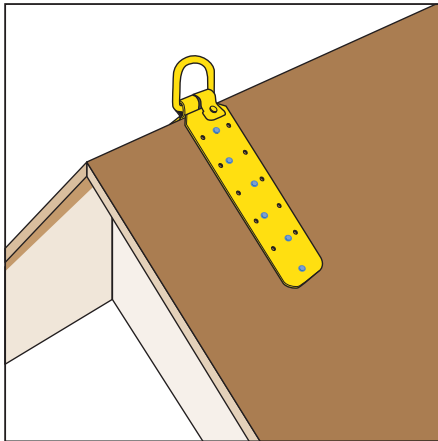
Removal of anchor from present installation location may cause warping or damage.

NEVER reinstall anchor if it is damaged in any way, or it will not lie flush against the substrate.

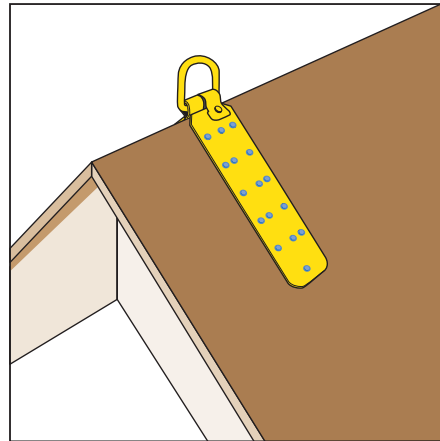
For installation onto wood *and into truss* or other compatible support beam: Use (12) #12 2 in. screws (6 per side) in center column of fastener installation holes, OR (12) 16d 3-1/2 in. nails (6 per side) in center column of fastener installation holes.

For installation onto wood *and into field*: Use (32) #12 2 in. screws (16 per side).

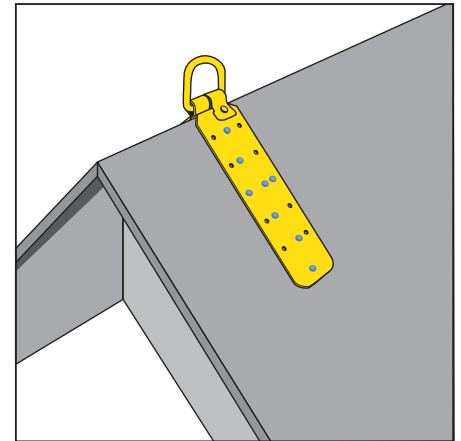
For installation onto metal and into field: Use 16 Self-Drilling Screws such as: HILTI Kwik-Pro (8 per side), 6 in. center column of fastener installation holes, and in 1 hole left of center, and in 1 hole right of center. Fasteners must be selected and deemed compatible by a Competent Person.



Installation on a Truss
Staggered Centerline - 6 per side



Installation in the Field
Fill all holes - 16 per side



Installation on Metal Substrate
Centerline + Left & Right - 8 per side

Product-Specific Applications: Compliant with all applicable OSHA 1910, OSHA 1926 Subpart M, ANSI Z359.1-2007, and ANSI A10.32-2012 regulations. For all applications: worker weight capacity range (including all clothing, tools, and equipment) is 130-420 lbs.

Personal Fall Arrest: Temper Anchors may be used in Personal Fall Arrest applications to support a MAXIMUM 1 Personal Fall Arrest System (PFAS). Structure must withstand loads applied in the directions permitted by the system of at least 5,000 lbs. Maximum free fall is 6 feet. Applicable D-ring: Dorsal.

Restraint: Temper Anchors may be used in Restraint applications. Restraint systems prevent workers from reaching the leading edge of a fall hazard. Always account for fully deployed length of lanyard/SRL. Structure must withstand loads applied in the directions permitted by the system of at least 1,000 lbs. No free fall is permitted. Restraint systems may only be used on surfaces with slopes up to 4/12 (vertical/horizontal). Applicable D-rings: Dorsal, Chest, Side, Shoulder.

Work Positioning: Temper Anchors may be used in Work Positioning applications. Work Positioning systems allow a worker to be supported while in suspension and work freely with both hands. Structure must withstand loads applied in the directions permitted by the system of at least 3,000 lbs. Maximum allowable free fall is 2 feet. Applicable D-rings: Side, Shoulder.



CAUTION! Working above grade is inherently dangerous, be sure that proper fall protection measures are in place. When working with power tools, gloves and eye protection are absolutely required.

These installation guidelines are for use with typical or standard applications. It is always recommended to seek advice from a licensed professional, and to check with your local building inspector or building permit office for approvals and possible variations that may apply.