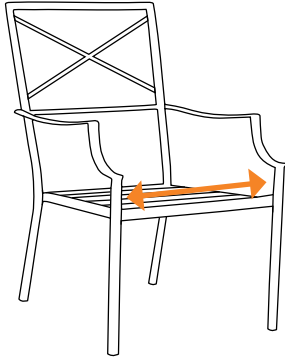


Measuring Guide

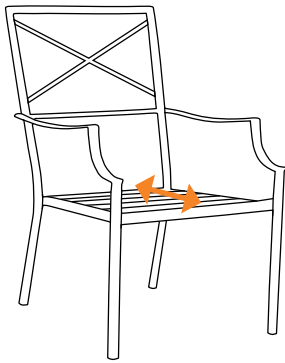
One-Piece Chair Cushion



1 Width

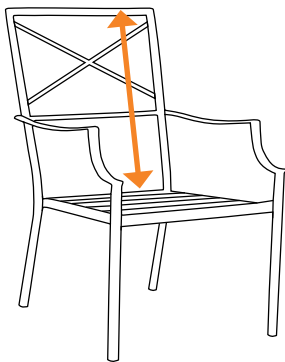
- Measure the width from side to side, across the front of the seating area, between the arms of the chair.

If your chair doesn't have arms, measure the widest part of the seat, from edge to edge.



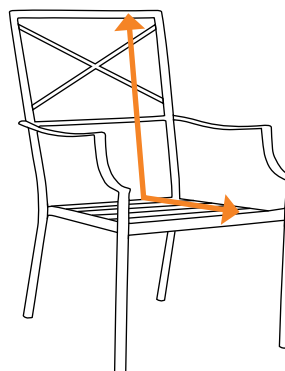
2 Seat Depth

- Measure the depth from the front of the seating area to the back, or where the back and seat meet.
- Add one inch to your measurement to ensure proper cushion fit and maximum comfort.



3 Back Height

- Measure the height from the top of the chair back down to the back of the seat, or where the back and seat meet.



4 Total Length

- Add the seat depth to the back height to get the total length for a one-piece chair cushion.