


Assembly Instructions



Caution : You must read this before you proceed

Recommended Umbrella diameter : 51 inches to 64 inches.








Umbrella Base Weight : 14kgs

Part List







Label	Picture	Description	QTY
A		Umbrella Base	1
B		Support Pole	1

Hardware

Label	Picture	Description	QTY
①		Decorative Ring	1

②		Adapter for 32mm Pole	1
③		Adapter for 35mm Pole	1
④		Adapter for 38mm Pole	1
⑤		Rotary Button	1

Assembly Preparation

Before Beginning Assembly:			
			



- Read instructions, cover to cover-



- Have 2 adults on hand for assembly-



- Do not assemble on flooring or carpet-



- Assemble on a clean non-marring surface (packing foam)-



- Save all packaging until finished-

WARNING: AVOID CHOKING / CHOKING HAZARDS : DO not allow children to play with plastic wraps and /any small parts in this package .

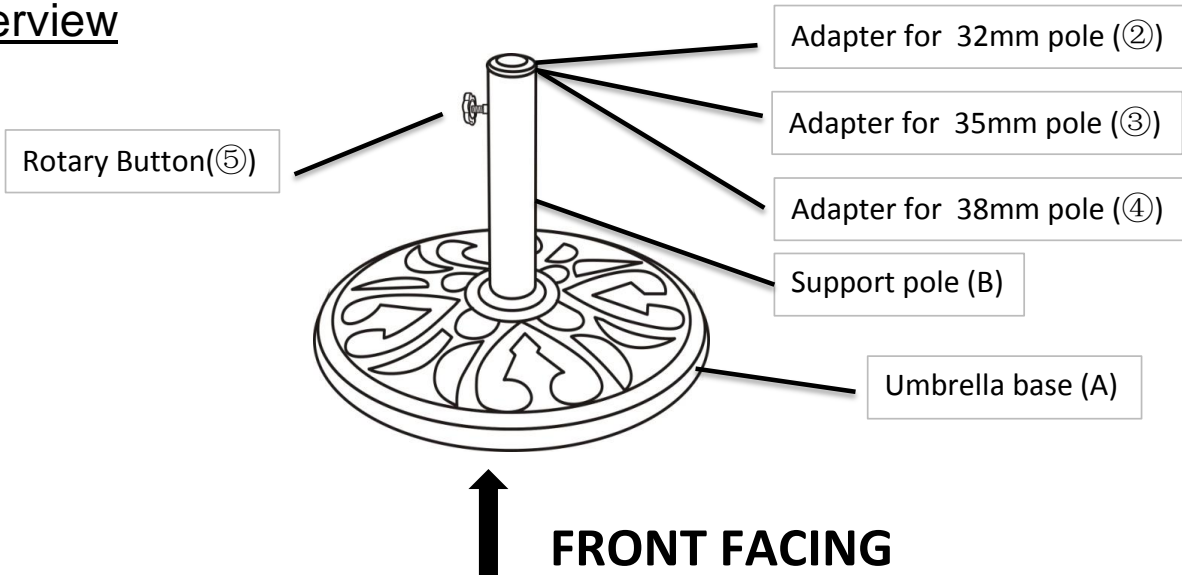
Notice: As a safety precaution, when umbrella is not in use please turn down umbrella .

Remove Umbrella from this and store in safe location

ATTENTION: This Umbrella Base is exclusively recommended to be used together under a table with the matching umbrella with diameter of 51 inches to 64 inches. The matching Support Pole diameter 32mm-38mm

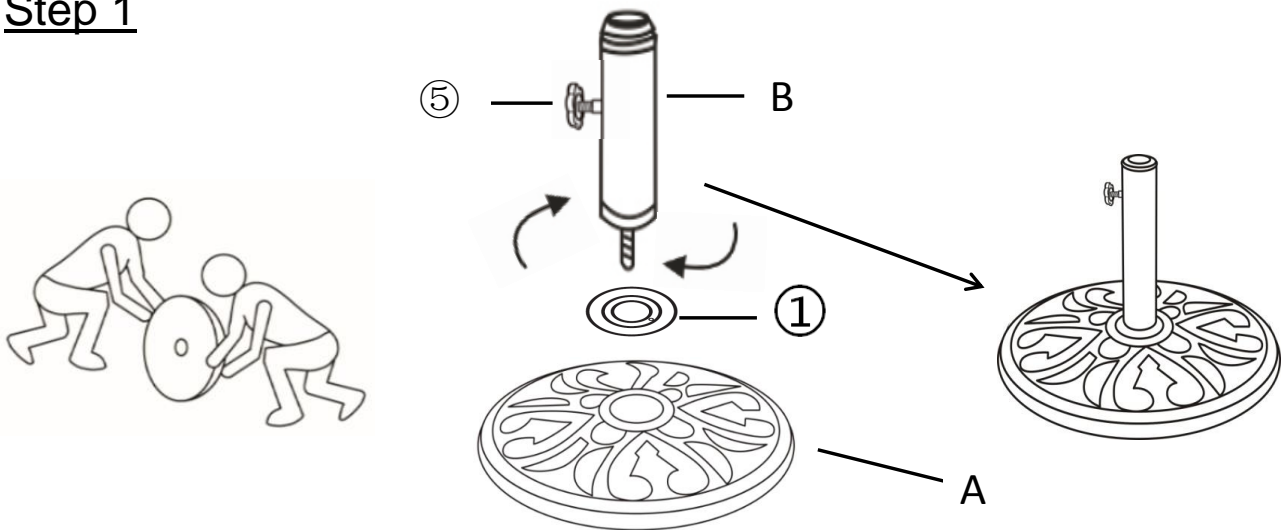
Assembly Steps

Overview



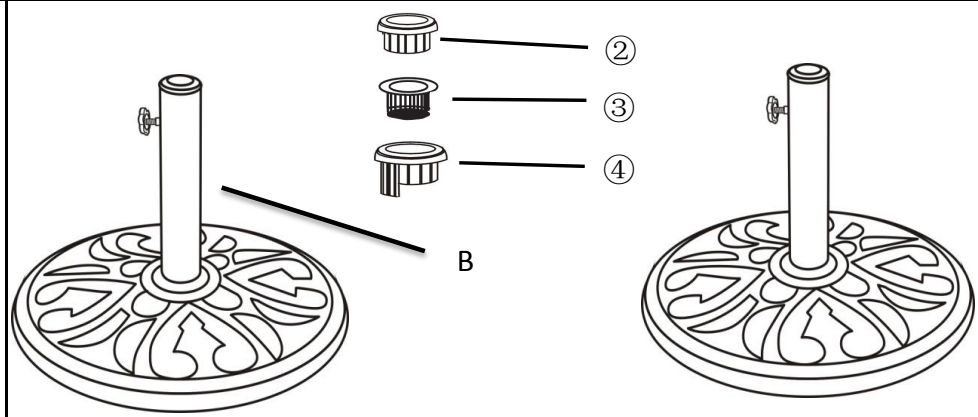
This Umbrella Base has multiple parts and may require up to 15 minutes to assemble. To give you an overview of the Umbrella parts, the above picture is to help you put the various parts into perspective. Please read through the instructions below to familiarise yourself with the parts and steps before assembly.

Step 1



This is a two person team assembly product.
Place the Support Pole (B) through the Decorative Ring (①) and attach to Umbrella Base (A) turning clockwise by hand as above picture.
Tighten Support Pole until fully secure.
Then, Screw the Rotary Button (⑤) into the Support Pole (B).

Step 2-A



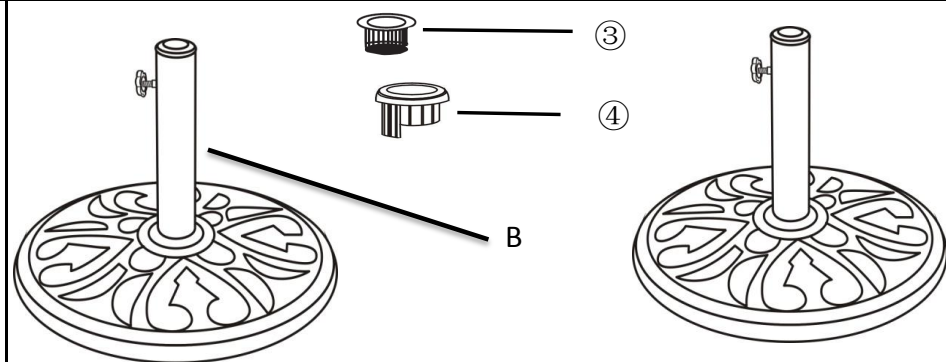
For the Umbrella Pole with 32mm diameter:

Insert Adapter for 38mm Pole(④), Adapter for 35mm Pole(③), and Adapter for 32mm Pole(②) into the Support Pole(B).

Your Umbrella Base is ready for use.

This Umbrella Base can only be used on a flat, level surface.

Step 2-B



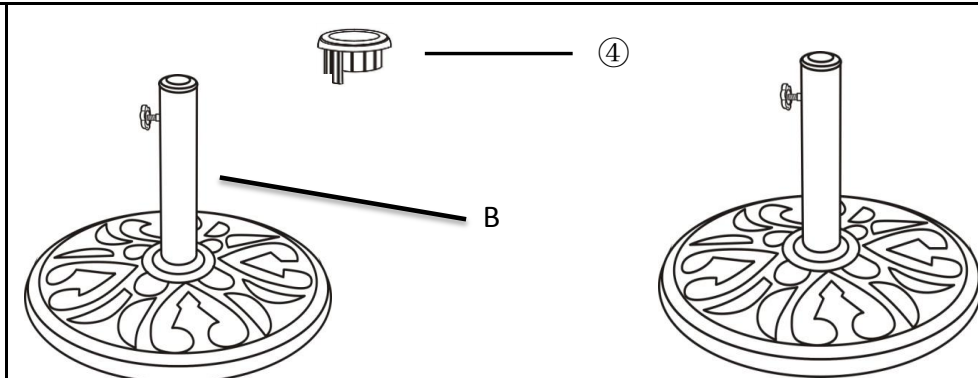
For the Umbrella Pole with 35mm diameter:

Insert Adapter for 38mm Pole(④), and Adapter for 35mm Pole(③) into the Support Pole(B).

Your Umbrella Base is ready for use.

This Umbrella Base can only be used on a flat, level surface.

Step 2-C






























For the Umbrella Pole with 38mm diameter:

Insert Adapter for 38mm Pole(④) into the Support Pole(B).

Your Umbrella Base is ready for use.

This Umbrella Base can only be used on a flat, level surface.

Care & Maintenance

-    Do not put hot items directly on furniture surface
 -    Do not clean furniture with harsh cleansers or polish.
 -    To obtain the longest lifespan of your outdoor products, minimizing exposure to direct sunlight is recommended.
 -    Children should not climb or jump on the furniture.
 -    Do not write on furniture without a padded barrier to protect the surface.
 -    To obtain the longest lifespan of your outdoor products, avoid extended and lengthy exposure to rain, snow, and direct sunshine. Whenever possible cover the product and /or place under patio or awnings.
 -    Not for commercial use. For residential use only .
 -    Stains may be removed with mild soap solution and damp cloth.
-
-    Dust and pick-up spills using a clean, non-colored, lint-free cloth .

Questions & Answers about Proposition 65

• What is Proposition 65?

Proposition 65 requires businesses to provide warnings to Californians about significant exposures to chemicals that cause cancer, birth defects or other reproductive harm. These chemicals can be in the products that Californians purchase, in their homes or workplaces, or that are released into the environment. By requiring that this information be provided, Proposition 65 enables Californians to make informed decisions about their exposures to these chemicals.

Proposition 65 also prohibits California businesses from knowingly discharging significant amounts of listed chemicals into sources of drinking water.

Proposition 65 requires California to publish a list of chemicals known to cause cancer, birth defects or other reproductive harm. This list, which must be updated at least once a year, has grown to include approximately 900 chemicals since it was first published in 1987.

• What types of chemicals are on the Proposition 65 list?

The list contains a wide range of naturally occurring and synthetic chemicals that include additives or ingredients in pesticides, common household products, food, drugs, dyes, or solvents. Listed chemicals may also be used in manufacturing and construction, or they may be byproducts of chemical processes, such as motor vehicle exhaust.

• What does a warning mean?

If a warning is placed on a product label or posted or distributed at a workplace, a business, or in rental housing, the business issuing the warning is aware or believes that it is exposing individuals to one or more listed chemicals.

By law, a warning must be given for listed chemicals unless the exposure is low enough to pose no significant risk of cancer or is significantly below levels observed to cause birth defects or other reproductive harm.

• Where can I get more information on Proposition 65?

If you have specific questions on the administration or implementation of Proposition 65, you can contact OEHHA's Proposition 65 program at P65.Questions@oehha.ca.gov, or by phone at (916) 445-6900.