## Dismount | Desmontar

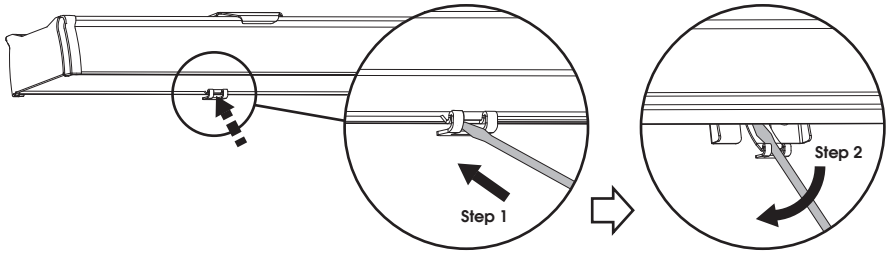


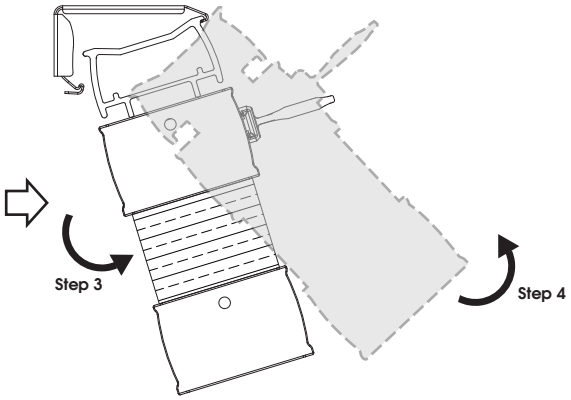


## Cleaning the Shade | Limpieza de la Persiana

Routine cleaning will help maintain the beauty of your shade. The shade can be cleaned by using a duster, vacuumed with a low suction hand-held vacuum, cleaned ultrasonically (specify that a mild solution must be used and that the rail should never be immersed in liquid), or dampen a clean cloth with a warm water and mild detergent solution to dab the spot until it's gone (do not rub!).

La limpieza habitual ayudará a mantener la belleza de sus persianas.Limpie el polvo de la persiana con un plumero, una aspiradora portátil de succión suave, un limpiador ultrasónico (siempre especifique utilizar una solución suave y que el riel nunca debe sumer girse) o aplique un paño limpio húmedo con agua tibia y un detergente suave sobre las manchas hasta que desaparezcan (sin frotar).

## Q & A | Preguntas y Respuestas

Q : My shade will not snap into the mounting brackets, what should I do?
A : Check that the mounting brackets are aligned
P : Mi persiana no encaja en los soportes de montaje, ¿qué debo hacer?
R : Verifique que los soportes de montaje estén alineados.

Q : I can't fully raise my shade, what should I do?
A : Repeatedly fully extend your shade, then raise your shade.
P : No puedo subir la persiana por completo, ¿qué debo hacer?
R : Extienda totalmente la persiana varias veces, y luego súbala.

Q: The shade stack up unevenly, what should I do?
A: Lower the shade completely, then raise it up to correct it. Repeat if necessary.
P : El visillo se recoge de manera desigual, ¿qué debo hacer?
R : Baja el visillo completamente y luego súbelo para corregir el malfuncio namiento. Repite si es necesario.

### NIEN WINDOW FASHIONS® LIMITED WARRANTY INFO

Nien Window Fashions® products are warranted to be free from defects in materials or workmanship as long as the original purchaser owns the blind/shade(s). To obtain warranty service contact the dealer with whom the product was purchased for warranty assistance, contact Nien Window Fashions® Customer Service at 1-800-666-1779 or visit http://www.nienmade.com/contactus.aspx
This warranty does not cover the following:
1) Any damage caused by unauthorized repairs, improper installation, cleaning, maintenance. 2) Normal wear and tear. 3) Accidents, alterations, misuse, abuse to the product, act of God. 4) Exposure to elements, excessive humidity, fading, discoloration over time. 5) Shipping charges, any removal and reinstallation cost.

### NIEN WINDOW FASHIONS® GARANTÍA LIMITADA DE POR VIDA

Los porductos Nien Window Fashions® están garantizados contra defectos materiales o de fabricación mientras el comprador original conserve las persianas/visillos. Para servicio relacionado con la garantía contacta al distribudor donde adquiriste el producto, contacta al Servicio al Cliente de Nien Window Fashions® por el 1-800-666-1779 o visite: http://www.nienmade.com/contactus.aspx
Esta garantia no cubre lo siguiente:
1) Cualquier daño causado por reparaciones no autorizadas, limpieza, mantenimiento, instalación incorrectas. 2) Desgaste normal. 3) Accidentes, modificaciones, uso inapropiado, abuso del producto, daños por razones de fuerza mayor. 4) Exposición a los elementos, humedad excesiva, pérdida del lustre, decoloración con el paso del tiempo. 5) Cargos de envío, cualquier costo por retiro o reinstalación.

NienMade

Need help? Call Nien Made 1-800-666-1779
Necesita ayuda para? Appel Nien Made 1-800-666-1779

65101-10220-E

# TDBU Cordless Cellular Shade

## Visillo celular Invertido sin Cordón

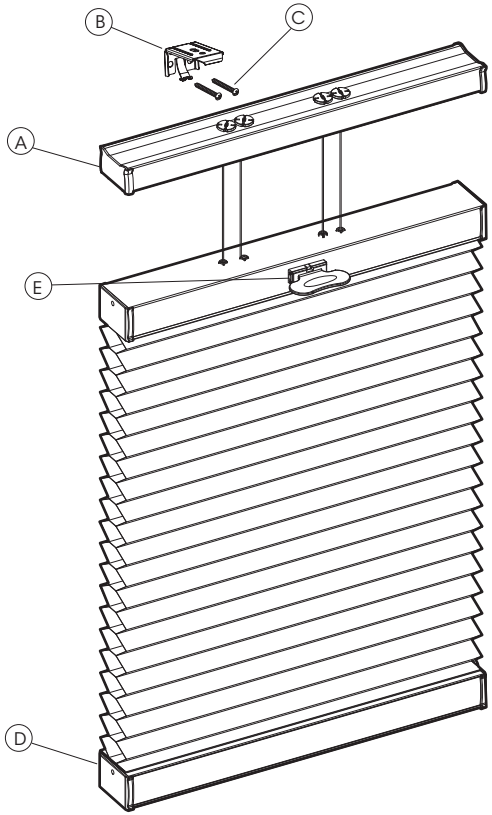


A 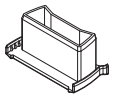 **2pcs**

B
Width ( x″)
x″<27″ **2pcs**
27″ ≦ x″ ≦ 60″ **3pcs**
x″ > 60″ **4pcs**

C
1 1/4″
Width ( x″)
x″<27″ **4pcs**
27″ ≦ x″ ≦ 60″ **6pcs**
x″ > 60″ **8pcs**

D 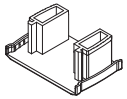 **4pcs**

E 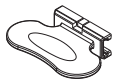
Width ( x″)
x″≦ 50″ **1pcs**
x″>50″ **2pcs**

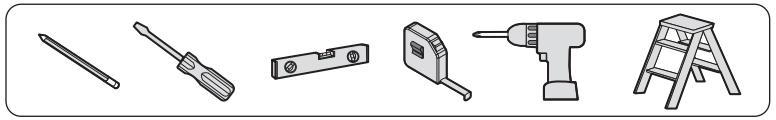

SCAN FOR BILT. 3D INSTRUCTIONS

POWERED BY BILT INTELLIGENT INSTRUCTIONS®

## 1

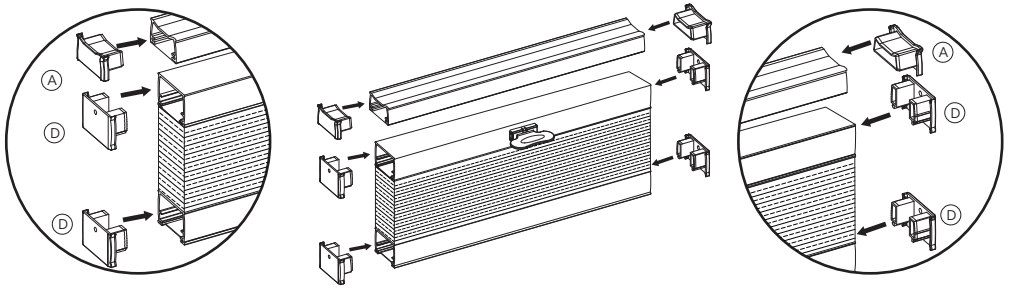


## 2

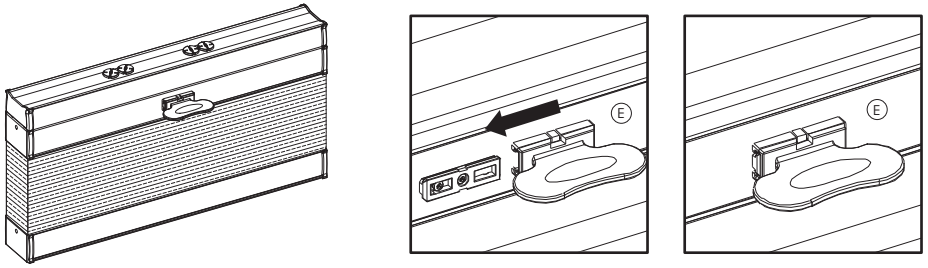


## 3 Outside Mount | Montaje Exterior

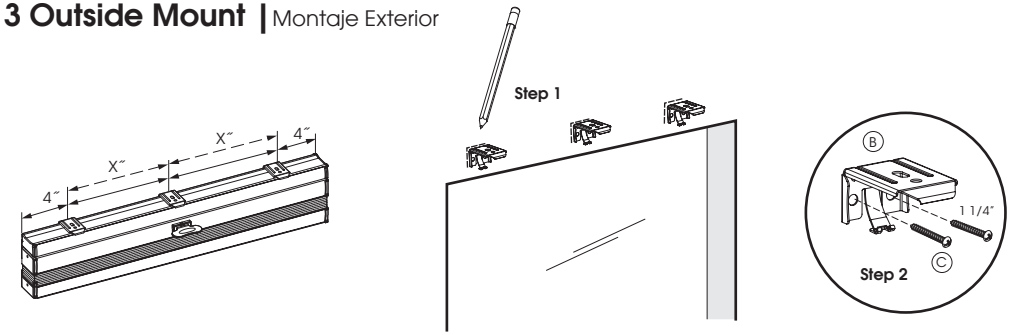


## 4

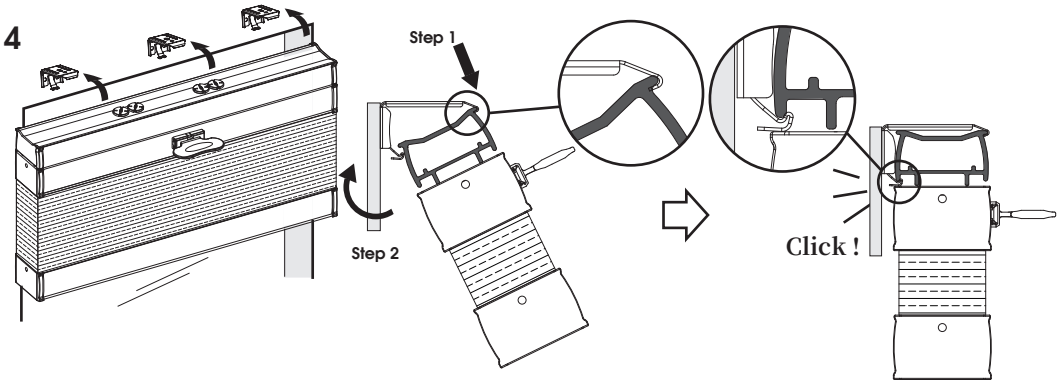




## 5 Inside Mount | Montaje Interior

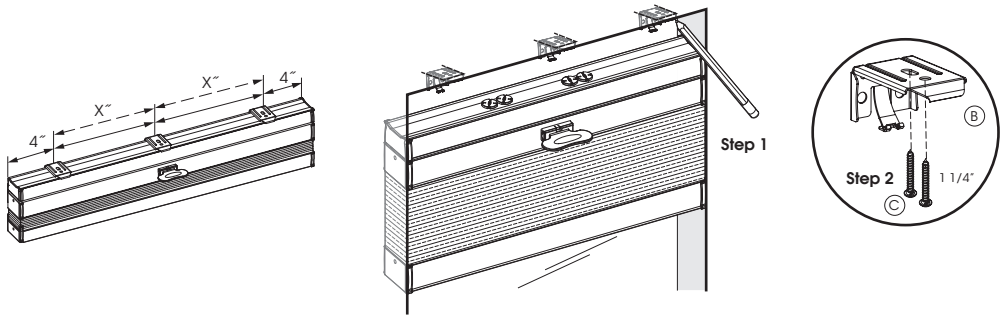


## 6

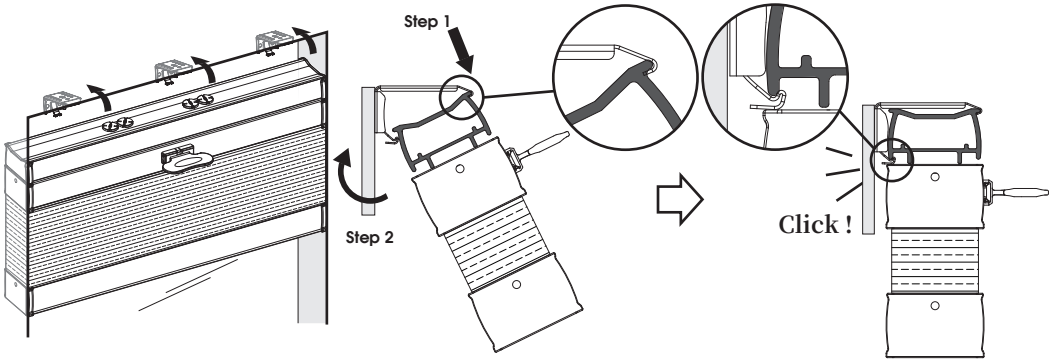

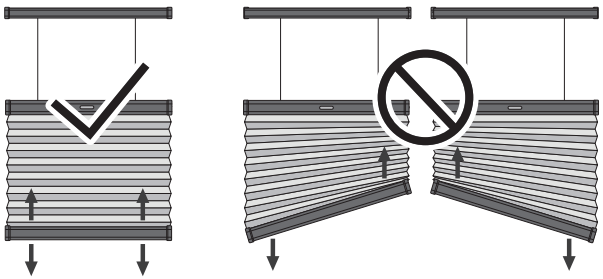
## 7 Operate the Shade | Opera la Cortina Cellular