

Beer Pong Rules

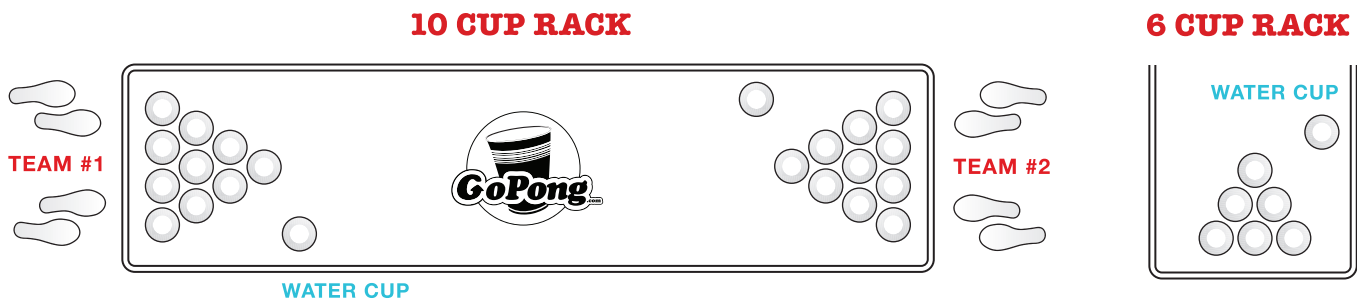
Beer Pong has many variations (especially regionally), but the overall objective is the same: to shoot and make your team's ping pong balls into the cups of the opposing team. When a ball is made in a cup, the cup must be removed from the table. The first team to knock out all of the other team's cups wins.

Players:

Games can be played **one-on-one** or teams of **two-on-two**.

Setup:

Setup 10 cups on each end of the table in a triangular formation (see diagram below). For faster play, you can also choose to only start with 6 cups per team. Fill each cup with an inch or two of your beverage of choice. Also have two water cups, one for each team, in which you can rinse off dirty ping pong balls from errant shots. At least 2 ping pong balls are required.



Playing The Game:

Figure out which team will shoot first (**coin toss, shoot off, arm wrestle, etc**). Each player on the first team will shoot one ball at the opposing team's cups (**2 balls total**), or in one-on-one play, each player will shoot twice.

Any ball that lands and stays in the opponent's cup counts as a score and the opponent must remove and drink the cup that was made. Shots that are not bounced cannot be interfered with. If both players on a team makes their shots on the same turn, both cups must be drunk and the balls get returned to the offensive team. If one or none of the balls land in cups, then the balls are given to the other team for their turn shooting. During the game, each team gets one "Re-Rack" opportunity to rearrange the cups they are shooting at into a formation of their team's choice.

The first team to eliminate all the opposing team's cups is the winner. Once the final cup is made, the other team is allowed one rebuttal shot per person. Each player continues to shoot until they miss. If a team makes all the other team's cups during a rebuttal, there is a 4 cup playoff.

Game Variations

As with any game there are many variations to the rules, here are a few of our favorites:

- **The Bounce:** A player may choose to bounce the ball off the table into the cups. If the ball is bounced and made, the other team must drink two cups. The catch is that shots that are bounced can be swatted away by the defensive team.
- **Death Cup:** If both players make their balls into the same cup, the game is over. This can also be applied for when a ball is made into a cup that has been removed from the formation, but has not been drunk.
- **On Fire:** If a single player makes their shot in 3 consecutive turns, then they are "on fire." When this happens, the player is allowed to shoot at will until they miss.

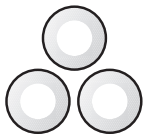
Table Setup & Care:

- Exercise caution when opening and closing the hinges on the table. They may be stiff right out of the box, but they will become smoother over time. You can add a lubricant to the hinges if they are hard to open.
- The table surface is water resistant, but we strongly recommend cleaning up spilled beverages between games to increase the life of the table. However, the tables are not weather-proof, so do not use them outdoors in the elements or they will get trashed.
- GoPong's beer pong tables are designed to be extremely portable so you can play anywhere, however that means you should not lean, sit or stand on them, as this will break the table.

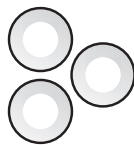
Customer Service:

If you have any questions or concerns regarding your GoPong® Beer Pong Table, please reach out to us at sales@gopong.com and we will get back to you right away. We 100% stand behind our products and want to make sure you get the full enjoyment that you paid for. Enjoy!

Possible Re-Rack Setups:



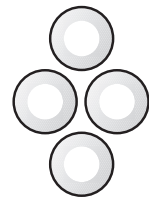
“SMALL TRIANGLE”



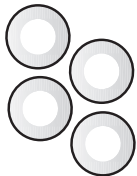
“PLAY BUTTON”



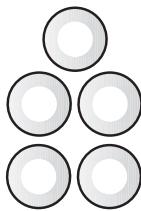
“STOP LIGHT”



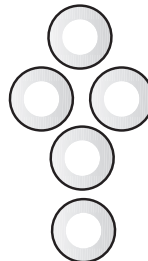
“DIAMOND”




“2-2 OFFSET”



“HOUSE”



“WIZARD STAFF”



“ZIPPER”