

2 PACK MAGNETIC LED SAFETY LIGHTS

Battery Installation

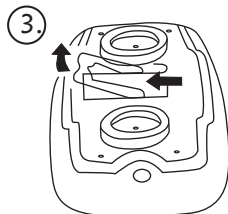
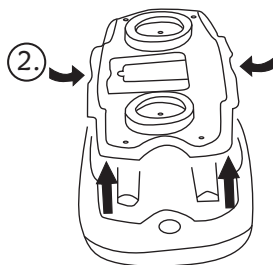
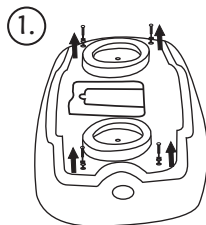
- Remove 4 screws with Phillips head screwdriver as pic. ①
- Lift open back. Insert 4AA batteries as pic. ②

Freestanding Setup

- Pull tab down and out. Setup as if using a flarelight as pic. ③

LED Warning Light with two lighting options for constant or flashing can be seen from three sides: right, front and left for safety up to a mile away. Work light provides ample light for removing jack, tools and spare tire from car.

- 2 Functions: Flashing & Steady
- Super brightness LED up to 1 mile
- Operated by four AA size batteries (not included)
- Strong magnetic design and road stand design
- Weather resistance



CUSTOMER SERVICE:

Any help needed, please call 877-713-3189 (Toll Free), or email: Support@fot-usa.com