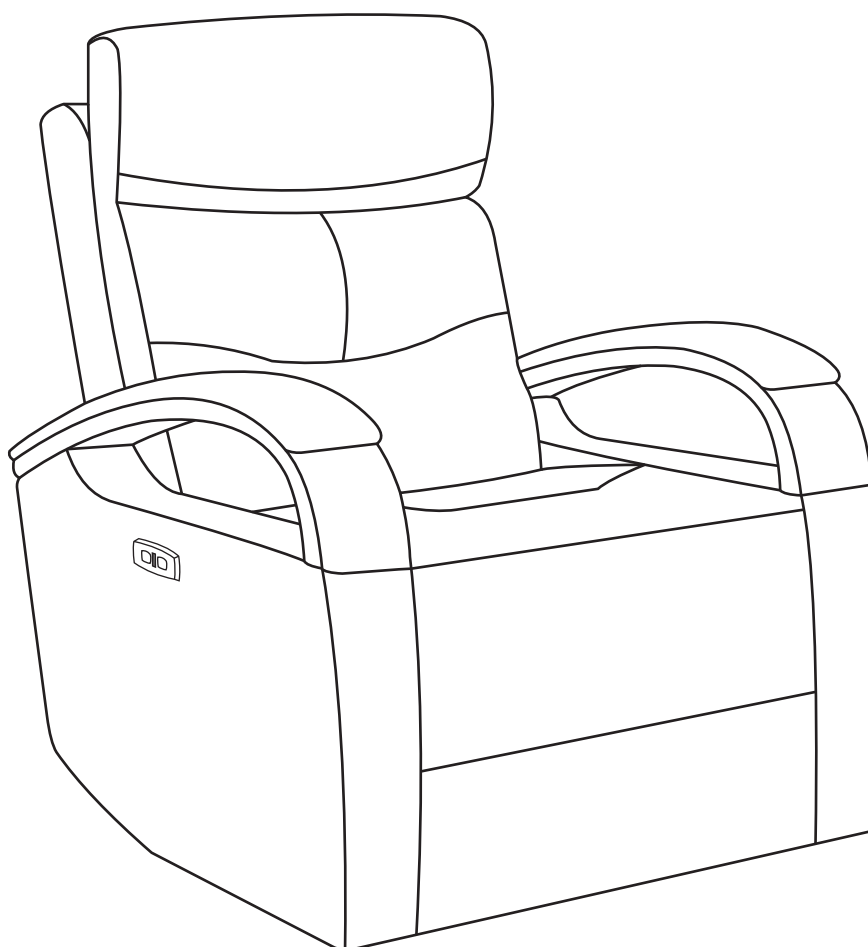


M-79067

Assembly Manual

Power Recliner with Power Headrest

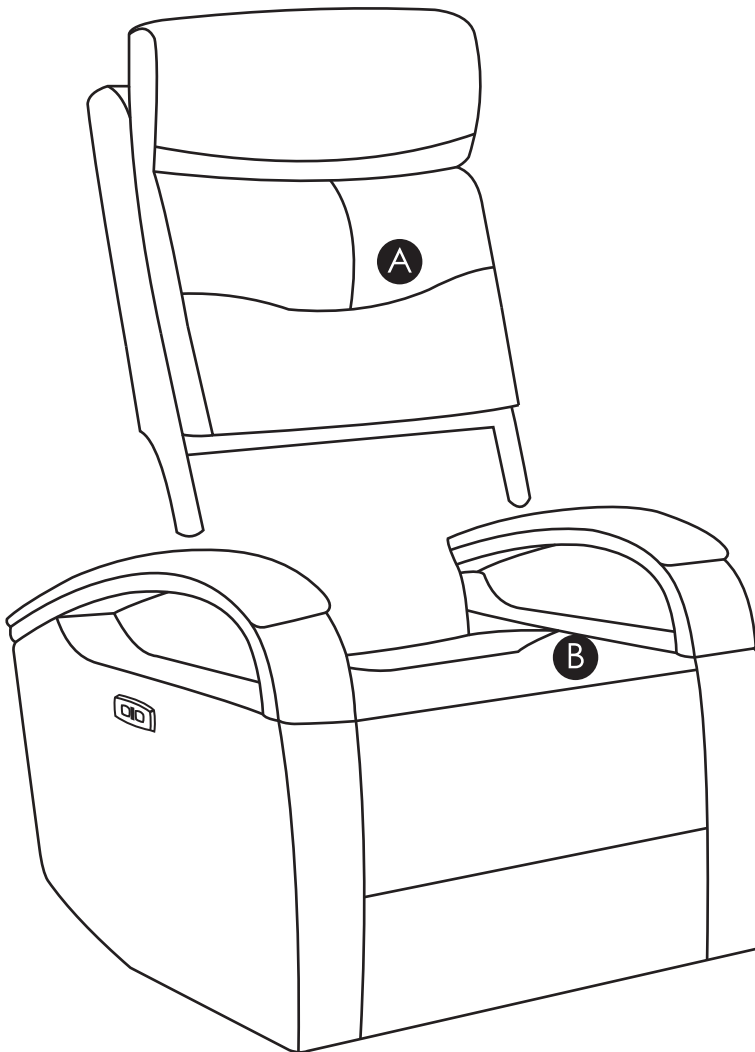


CAUTION

THIS ASSEMBLY MANUAL CONTAINS IMPORTANT SAFETY INFORMATION.

PLEASE READ AND KEEP FOR FUTURE REFERENCE.

COMPONENTS

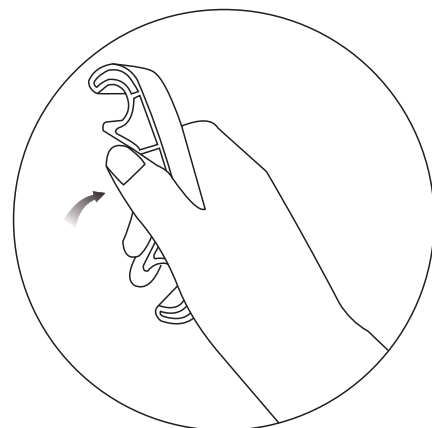



A Chair Back
1X

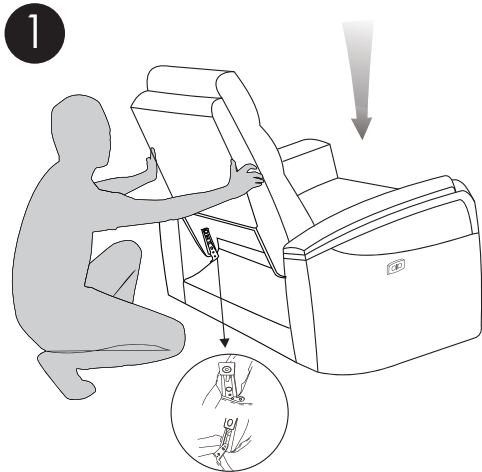
B Chair Base
1X

WARNING

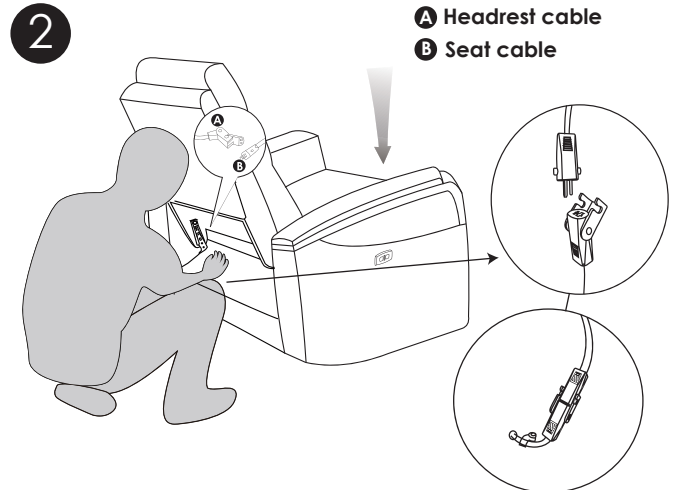
Find a yellow protector at the bottom, then remove it before using.



ASSEMBLY INSTRUCTIONS



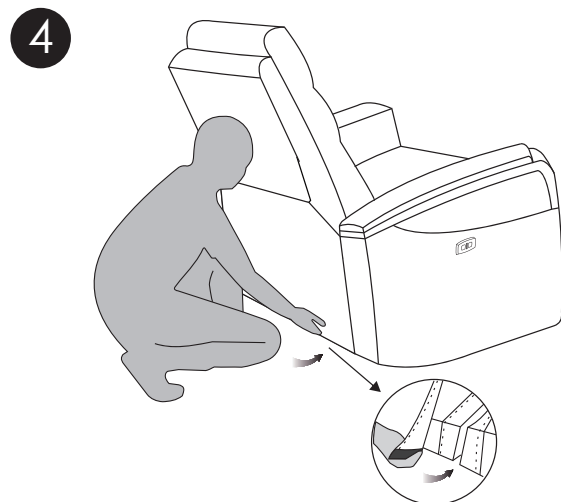
Align seat back and metal post connectors lock and slide into place.




Connect the cable A into cable B.



Push down firmly on seat back to lock connector



Affix back cover to bottom of the frame using the built-in hook and loop fastener strip.



Put the plug into the power outlet.

PRODUCT WARRANTY

- 1-year limited on leather against splitting, peeling, and/or tearing.
- 1-year limited on internal and external frame structure.
- 1-year limited on cushioning material, seat springs and mechanism.

CARE & MAINTENANCE

Periodic dusting will prolong the life of your leather.

General cleaning can be done with a damp, clean, soft white cloth.

Periodically, a mild leather cleaner can be used on the headrests and armrests. This will help prevent buildup of body and hair oils which can harm the leather over time.

For more stubborn stains, a mild leather cleaner can be used or consult a professional leather technician.

CONTACT US



If you have any questions or concerns, please contact us. We will respond within 24 business hours.

Email: una@kukahome.com