

STRAT-FLEX®

PERFECT-90°

LAMINATED DRYWALL CORNER TAPE

Twice as Fast, Twice as Strong, Half the Sanding, Half the Work!

Professional Inside 90° Corners + Flat Butt Joints

Applications

- Inside 90° Corners.
- Flat Butt Joints

Product Description

- Composite laminate ensures straight corners with no blistering or edge cracks.
- Spans common gaps in drywall without shrinkage.
- No compound required over pre-finished surface. Just skim coat edges to finish.
- Polyurathane-laminated center ensures perfect corners without paper fuzz-up during finishing and sanding.
- Diamond-punched 94 lb. paper edging allows for easier feathering, faster drying, and superior bonding strength. Also guarantees an even lay-down of the paper, providing maximum adhesion with no rippling or blistering.
- Rustproof.
- Cuts easily with knife or scissors.

Outperforms Paper and Mesh Tapes, Guaranteed.



PERFECT-90°
2 1/16"



Diamond-punched pattern ensures ultimate bonding and faster drying.

Memory-free hinge design allows for sharp inside corners

Composite Material

PROFESSIONAL GRADE

ACCELERATE PERFECTION

PERFECT-90°

Advantages Over Competitors

STRAIT-FLEX PERFECT-90	COMPETITOR PAPER/METAL FLEX	COMPETITOR PAPER TAPE
PUR-Laminated Center Prevents Fuzz-Up When Sanding	No Protective Center May Fuzz-Up When Sanding	No Protective Center May Fuzz-Up When Sanding
Straightens Common Drywall Imperfections In Corners	Straightens Common Drywall Imperfections In Corners	Conforms to Framing Imperfections. Rounds Out When Drying.
Diamond-Punched 94 lb. Paper Superior Bond	Standard 84 lb. Paper Metal Does Not Bond Adequate Bond	Standard 84 lb. Paper Good Bond
Measurements Printed in US and Metric	No Printing	No Printing
Printed Center Line for Easy Alignment	No Printing	No Printing
Shrink Resistant	Shrink Resistant	Delayed Shrinkage
Will Not Rust	Will Rust	Will Not Rust

Directions for Use

- 1 Cut Strait-Flex PERFECT-90 to desired length. Fold in half at center crease to desired angle for inside corners. (Fold print side together. Print side faces out from corner.)
- 2 Using a 4" or 5" taping knife, apply a liberal coat of all-purpose joint compound to inside corner.
- 3 Press PERFECT-90 into wet compound. Adjust if necessary to create a straight line. Wipe down tight to inside corner and let dry.
- 4 Apply final coat, let dry, and sand.

Compound is NOT required over the legs of tape, just the perforated edges.

REPAIRS OVER PAINTED SURFACES. Strait-Flex recommends the use of Strait-Flex Super-Bond, mixed with all-purpose joint compound, for increased bonding strength.

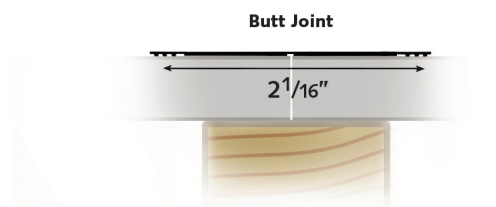
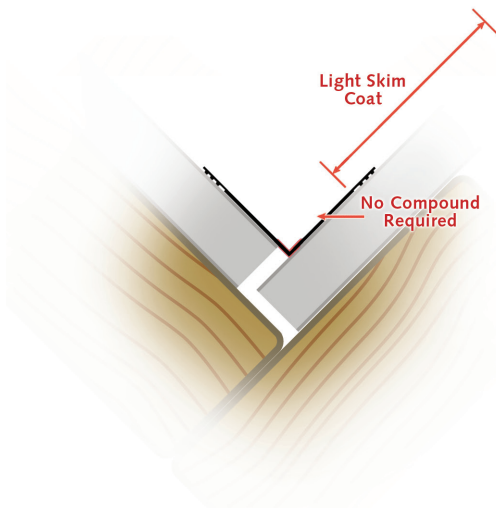
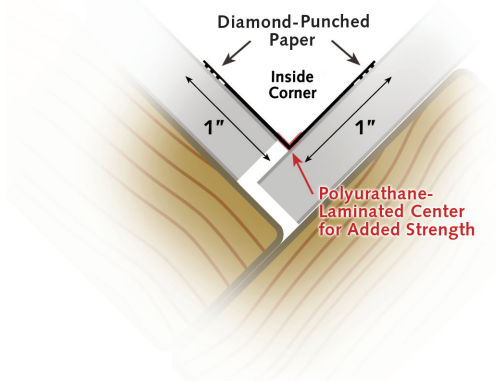
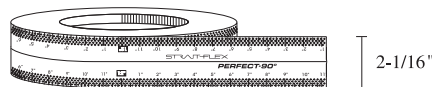
Specifications

■ 2 1/16" x 50' roll size.	■ 2 1/16" x 100' roll size.	■ 2 1/16" x 200' roll size.
■ Color Code RED	■ Color Code RED	■ Color Code RED
■ Item# P-90-50 UPC 6-56690-89013-3	■ Item# P-90-100 UPC 6-56690-89014-0	■ Item# P-90-200 UPC 6-56690-89015-7
■ WHOLESALE PKG CASE ITEM# P90-50-12 12rls per case. 24 cases per pallet.	■ WHOLESALE PKG CASE ITEM# P90-100-12 12rls per case. 24 cases per pallet.	■ WHOLESALE PKG CASE ITEM# P90-50-12 12rls per case. 24 cases per pallet.

Warranty

Strait-Flex tapes are backed by a three year warranty. When applied to a sound structure, built on a permanent foundation using recommended application techniques, we warrant that these products will not edge-crack for a period of three years from the date of purchase. Strait-Flex International, Inc. will match any manufacturer's warranty on a similar product. Contact Strait-Flex International, Inc. for complete details.

Check out our website at www.straitflex.com



STRAIT-FLEX INTERNATIONAL, INC. O'FALLON, MO
PHONE: 888.747.0220 FAX: 636.300.0414
STRAITFLEX.COM

L790611