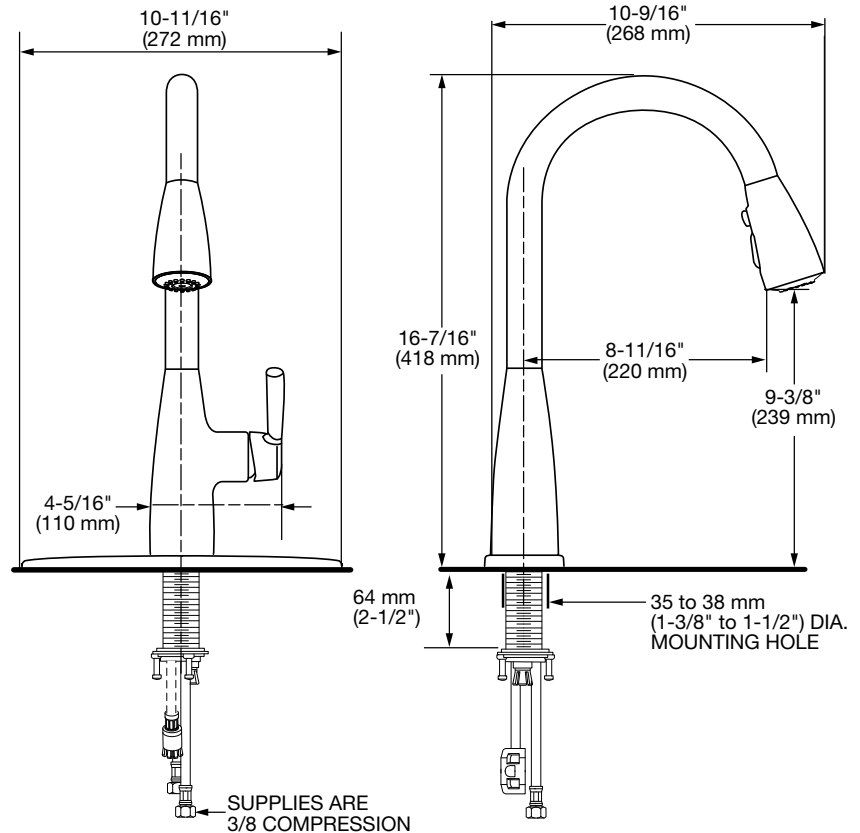


MODEL NUMBER:

- 7418300.002 Pull-Down Kitchen Faucet**
Polished Chrome finish.
- 7418300.075 Pull-Down Kitchen Faucet**
Stainless Steel finish.
- 7418300.243 Pull-Down Kitchen Faucet**
Matte Black finish.



GENERAL DESCRIPTION:

1-Handle kitchen faucet featuring metal swivel spout and two function spray head, plus pause feature. Includes Re-Trax Retraction System. 28 mm ceramic disc valve cartridge, metal body and ADA metal lever handle. Includes flexible braided 38" supply hoses with 3/8" compression connections. Durable braided nylon spray hose is complete with two integral check valves. Maximum flow rate is 1.8 gpm / 6.8 L / min. Metal mounting shank with metal fixation ring. Fitting can be mounted with or without included deckplate.

PRODUCT FEATURES:



Re-Trax™ spray head retraction system:
Provides smooth pull-out, operation, and retraction of the spray head.

Ceramic Disc Valve Cartridge: Assures smooth, precise valve control and a lifetime of drip-free, maintenance-free performance.

Memory Position Valving: Allows user to turn valve on and off at preferred temperature setting without readjusting handle position each time.

Installation Options: Faucet can be installed with or without deck plate (escutcheon).

Pull-Down Spray: Features Adjustable spray pattern of stream to spray and includes Pause function.

Integral Check Valves: Prevents back flow.

Choice of Finishes: Choice of Polished Chrome, Stainless Steel (PVD), or Matte Black.

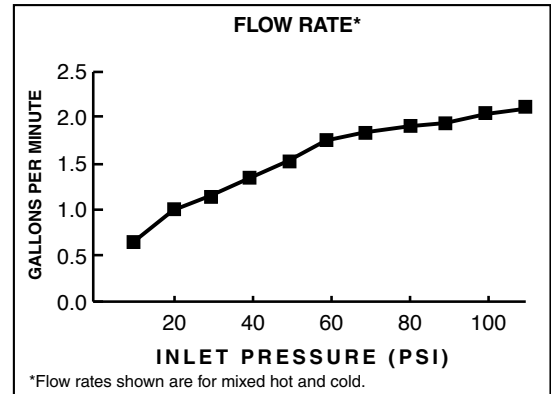
SUGGESTED SPECIFICATION:

Single control kitchen faucet shall feature a metal lever handle and pull-down spray. Shall feature Re-Trax Retraction System. Shall also feature washerless ceramic disc valve cartridge, flexible supply hoses and two integral check valves. Fitting shall be American Standard Model # 7418300.002, 7418300.075, 7418300.243.


CODES AND STANDARDS

These products meet or exceed the following codes and standards:

- ANSI A117.1**
- ASME A112.18.1**
- CSA B125.1**
- NSF 61/Section 9**
- NSF 372**



Product Number	Description
7418300.002	Pull-Down Kitchen Faucet. Polished Chrome Finish.
7418300.075	Pull-Down Kitchen Faucet. Stainless Steel Finish.
7418300.243	Pull-Down Kitchen Faucet. Matte Black Finish.

 Meets the American Disabilities Act Guidelines and **ANSI A117.1** Requirements for the physically challenged.