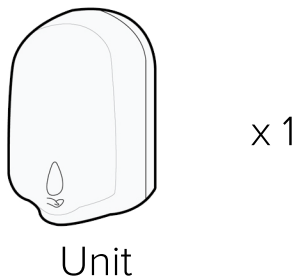
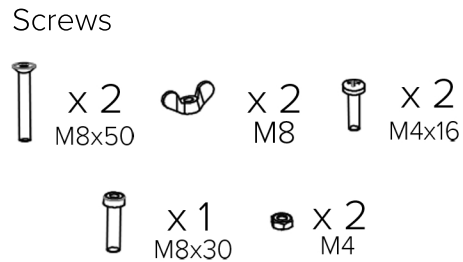
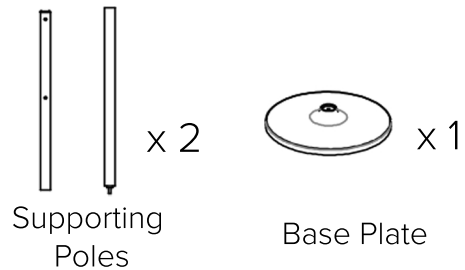
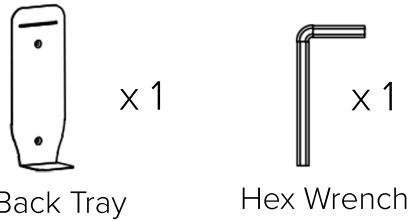


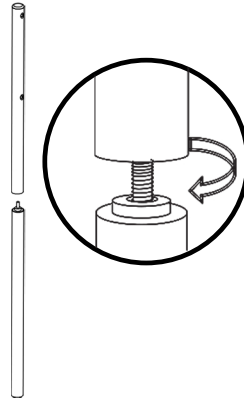
Item # 431-L-S | Automatic Hands-Free Liquid/Gel Hand Sanitizer/Soap Dispenser, 1100 mL, White, with Universal Stand

PARTS LIST



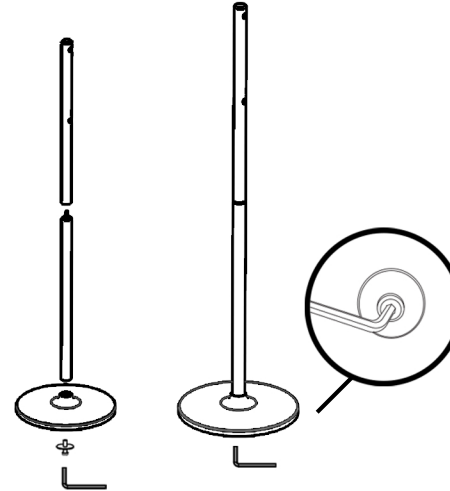
STEP 1

Tighten 2pcs of supporting poles together



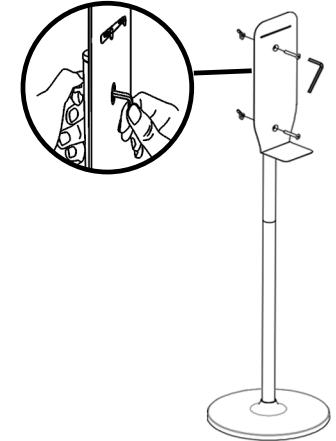
STEP 2

Connect the pole with the base



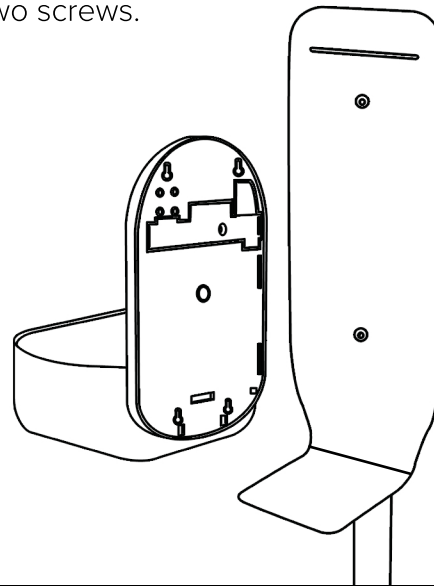
STEP 3

Fix the back tray on the support pole with the screws.



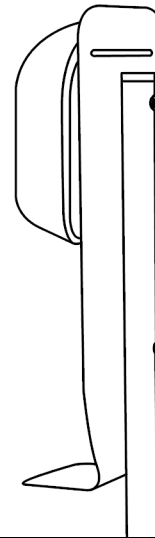
STEP 5

Connect Dispenser to mounting plate using a minimum of two screws.



STEP 6

If holes don't line up with the mounting plate, use adhesive backing on your dispenser



STEP 7

Fill soap or hand sanitizer into the refillable bottle, install batteries and enjoy!

