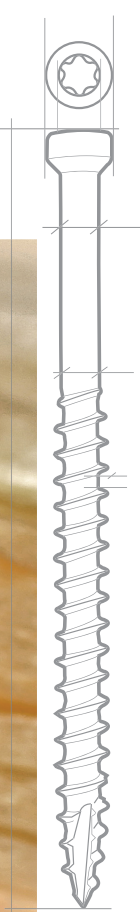




# FIN/Trim™ Head Screw

## Smallest Head on the Market for a Clean Finish



**RECESSED  
STAR DRIVE**

Zero Stripping, with 6 points of contact

**TRIM HEAD**

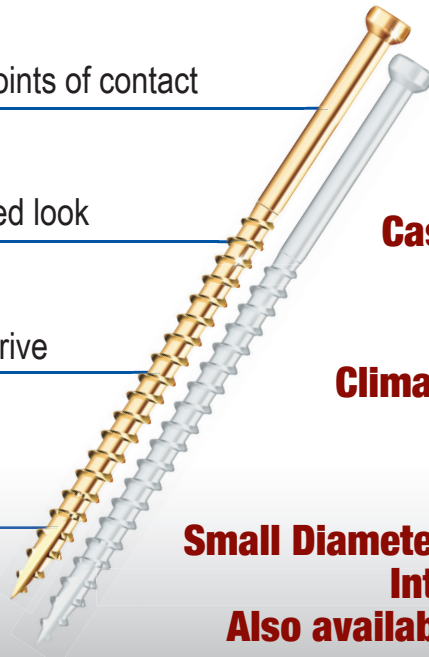
Allows for a clean finished look

**W-CUT™**

Low torque, smoother drive

**ZIP-TIP™**

No pre-drilling,  
faster penetration



**ÜberGrade™**

**Code Approved with  
Structural Values**

**Case Hardened Steel with  
High Tensile, Torque  
and Shear Strength**

**Climatek™ Coating is AC257  
Code Approved for use  
in Treated Lumber**

**Small Diameter Trim Head perfect for  
Interior or Exterior Usage  
Also available in White Climatek™**

**DRIVE WITH SPEED, QUALITY & CONFIDENCE**  
**WWW.GRKFASTENERS.COM**  
**800.263.0463**



# FIN/Trim™ Technical Data

Building Code Approved with  
a Limited Lifetime Warranty.



IBC/IRC Code Compliant ESR #3201



FIN/Trim™ screws are an excellent choice for deck rails, exterior/interior trim, joining cabinets and most fine carpentry applications such as crown moulding and window/door jambs. It leaves a clean look as the tiny heads disappear when countersunk. Available in #8 and #9 gauge diameters in lengths from 1-1/4" to 5". Approved for use in all applications that include pressure treated lumber. Some sizes available in WHITE Climatek™ finish and PHEINOX™ Stainless Steel.



FASTENER DESIGNATION	OVERALL LENGTH (inches)	LENGTH OF THREAD (inches)	MINOR THREAD DIAMETER (inches)	SHANK DIAMETER (inches)	OUTSIDE THREAD DIAMETER (inches)	ALLOWABLE STEEL STRENGTH			
						Bending Yield Strength $F_{yb}$ (psi)	Tensile (psi) [pounds]	Shear (psi) [pounds]	
TRIM	8x2 1/2"	2 3/8	1 1/2	0.106	0.116	0.160	156220	56580 [499]	40000 [360]
	8x2 3/4"	2 3/4	1 7/8						
	8x3 1/8"	3 1/8	2 1/8						
	9x2 1/2"	2 3/8	1 5/8	0.114	0.128	0.176	155030	57000 [576]	42160 [425]
	9x2 3/4"	2 3/4	1 3/4						
	9x3 1/8"	3 1/8	2 1/8						

For **SI**: 1 inch = 25.4 mm; 1 psi = 6.9 kPa. Bending yield strength determined in accordance with ASTM F 1575 using the minor thread diameter. Length of thread includes tip.

FASTENER DESIGNATION	WITHDRAWAL, $W$ (lbs./in.) FOR SPECIFIC GRAVITIES OF:	
	0.67	
TRIM	# 8	873
	# 9	1106

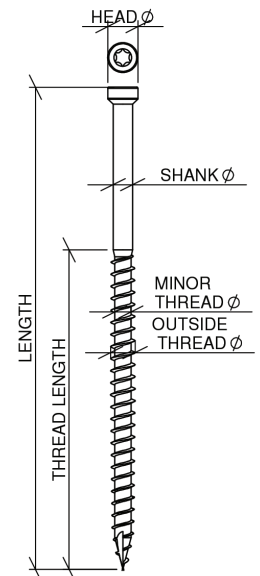
For **SI**: 1 inch = 25.4 mm; 1 lbf/in = 175.127 N/m. Fastener withdrawal was tested in accordance with ASTM D 1761. [Tabulated Withdrawal Ultimate Values ( $W$ ) are in Pounds per Inch of Thread Penetration into Side Grain of Main Member]

FASTENER DESIGNATION	PULL-THROUGH, $P$ (lbs./in.) FOR SPECIFIC GRAVITIES OF:	
	0.67	
TRIM	# 8	393
	# 9	602

For **SI**: 1 inch = 25.4 mm; 1 lbf/in = 175.127 N/m. Fastener pull-through testing was performed in accordance with ASTM D 1037 [Tabulated Pull-Through Ultimate Values ( $P$ ) are in Pounds per Inch of Side Member Thickness]

FASTENER DESIGNATION	SIDE MEMBER THICKNESS, $t_s$ (inches)	FASTENER PENETRATION, $p$ (inches)	REFERENCE LATERAL ULTIMATE VALUE, $Z$ (pounds) FOR SPECIFIC
			0.67
			Parallel to Grain, $Z_{  }$
TRIM	8x2 1/2"	25/32	1 1/2
	8x2 3/4"	25/32	2
	8x3 1/8"	25/32	2 1/2
	9x2 1/2"	25/32	1 1/2
	9x2 3/4"	25/32	2
	9x3 1/8"	25/32	2 3/8

For **SI**: 1 inch = 25.4 mm. Lateral load testing was performed in accordance with ASTM D 1761.



**DRIVE WITH SPEED, QUALITY & CONFIDENCE**

WWW.GRKFASTENERS.COM  
800.263.0463