

DV22N6850HX

SAMSUNG

Samsung 24" Front-Load Ventless Heat Pump Dryer

4.0 cu. ft. Capacity DOE



Signature Features

Q-rator

- Choose clothing type, color and soil level, and the dryer cycle is auto-configured for optimal performance.

Sensor Dry

- Optimizes cycle time and temperature to dry clothes thoroughly, while preventing heat damage.

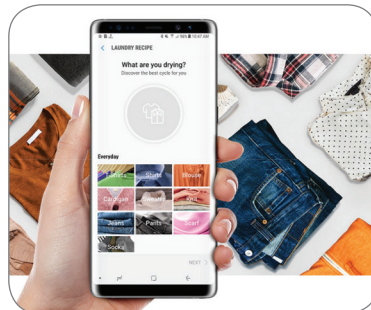
ENERGY STAR® Certified

- Proven to save energy without sacrificing performance or functionality.

Available Color



Inox Grey



Q-rator



Sensor Dry

Features

- 24" Wide – Fits in the tightest quarters
- 14 Preset Drying Cycles
- 9 Options
- 3 Drying Levels
- Interior Drum Light
- Ice Blue LED Display
- Crystal Blue Door
- 40 Minute Express Cycle
- Wrinkle Prevent Option
- Stainless Steel Drum
- Reversible Door

Convenience

- Child Lock
- Filter Check Indicator
- Heat Exchanger Filter Check Indicator
- Waste Water Tank Indicator
- Smart Control

Rating



ENERGY STAR®-rated
148 kWh/yr

DV22N6850HX

SAMSUNG

Samsung 24" Front-Load Ventless Heat Pump Dryer

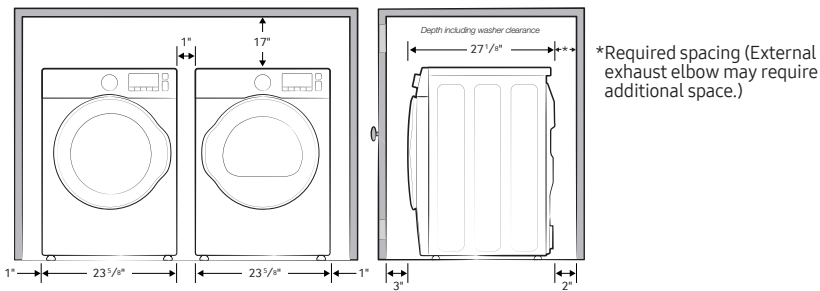
4.0 cu. ft. Capacity DOE

Installation Specifications

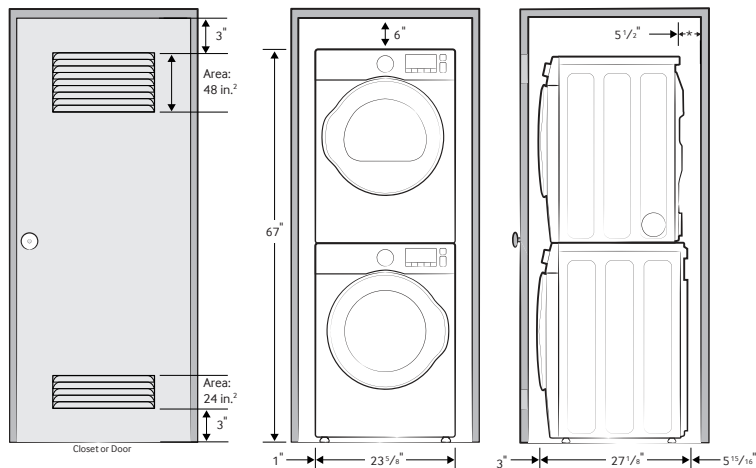
If the washer and dryer are installed together or the dryer alone, the closet front must have two unobstructed air openings for a combined minimum total area of 72-inch² (see stacked build below). Your washer alone does not require a specific air opening.

1. Alcove or closet installation

Minimum Clearance for Closet and Alcove Installations:



2. With stacked washer and dryer



4.0 cu. ft. Capacity DOE

14 Preset Dry Cycles:

Normal, Heavy Duty, Mixed Load, Towels, Permanent Press, Active Wear, Delicates, Wool, Shirts, Small Load, Time Dry, Air Fluff, 40' Express, Refresh

9 Options:

Mixed Load Bell, Wrinkle Prevent, My Cycle, Adjust Time, Smart Control, Sound Off, Child Lock, Smart Care, Drum Light

3 Dry Levels:

More Dry, Normal Dry, Less Dry

Warranty

One (1) Year Parts and Labor

Product Dimensions & Weight (WxHxD)

Dimensions: 23⁵/₈" x 33¹/₂" x 25⁵/₈"
Weight: 110 lbs

Shipping Dimensions & Weight (WxHxD)

Dimensions: 26¹/₄" x 34¹³/₁₆" x 27³/₈"
Weight: 117 lbs

Electric	Model #	UPC Code
Inox Grey	DV22N6850HX	887276291376

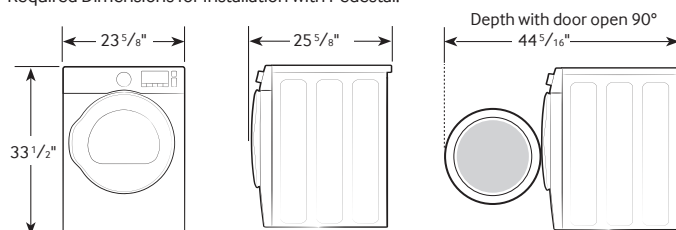
Matching Washer	Model #	UPC Code
Inox Grey	WW22N6850QX	887276261652

Optional Stacking Kit	UPC Code
Sold separately SK-DH	887276151052

Optional Side Vent Kit	UPC Code
Sold separately DX-2A/XAA	887276146416

Dimensions

Required Dimensions for Installation with Pedestal:



Actual color may vary. Design, specifications, and color availability are subject to change without notice. Non-metric weights and measurements are approximate.

©2018 Samsung Electronics America, Inc. 85 Challenger Road, Ridgefield Park, NJ 07660. Tel: 800-SAMSUNG. samsung.com. Samsung is a registered trademark of Samsung Electronics Co., Ltd.