

FFTW4120SW

TOP LOAD WASHER

4.1 CU. FT. D.O.E.



AVAILABLE COLORS



Classic White

PRODUCT DIMENSIONS

Height	44-1/4"
Width	27"
Depth	29"

MORE EASY-TO-USE FEATURES

5 Soil Levels

Includes: Extra Heavy, Heavy, Medium, Light and Extra Light.

Stainless Steel Drum

The stainless steel drum with agitator offers durability with long-lasting performance.

Electronic Controls

Easy-to-use electronic controls with digital readout and cycle status lights.

Fabric Softener Dispenser

Conveniently add fabric softener at the beginning of the wash cycle.

SIGNATURE FEATURES

Large Capacity

Fit more in every load.

Quick Wash Cycle

Washes clothes fast.

12 Wash Cycles

Features 12 wash cycles to meet all of your washing needs such as Delicate, Hand Wash and Heavy Duty.

Multiple Cycle Options

Personalize your wash with options such as Favorite Cycle and Max Fill.

FFTW4120SW TOP LOAD WASHER

4.1 CU. FT. D.O.E.

FRIGIDAIRE

FEATURES

Washer Type	HE Top Load
Total Capacity D.O.E. (Cu.Ft.)	4.1
Controls	Digital
Washer Drum Interior	Stainless Steel
Framed Glass Window Lid	Yes
Suspension System	Hanging
Wash System	Agitator
Fresh Water Rinse	Yes
Estimated Time Remaining	Yes
Bleach Dispenser	Yes
Fabric Softener Dispenser	Yes
Cycle Status Lights	Yes
Cycle Signal	Yes
Cycle Signal "On/Off"	Yes
Control Lock	Yes
Start/Pause/Cancel Knobs	Yes
Delay Start	Up to 24 Hours
Agitate Speed (Stroke/Min.)	Variable
Spin Speed (Maximum RPM)	680
Adjustable Leveling Legs	2

CYCLES

Wash Cycles	12
-------------	----

OPTIONS

Water Temperature Selections	3
Water Levels	Automatic
Spin Speed Selections	Automatic
Soil Level Selections	5
Energy Saver Option	Yes


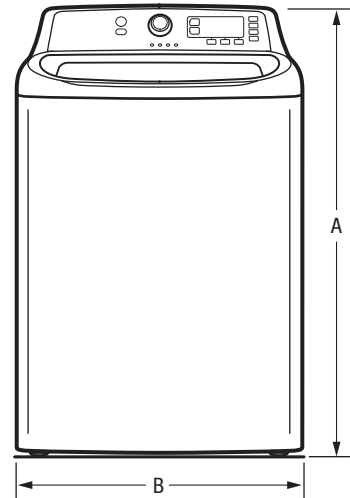
SPECIFICATIONS

Power Supply Connection Location	Left Top Rear
Water Inlet Connection Location	Left Rear
Voltage Rating	120V/60Hz
Connected Load (kW Rating) @ 120 Volts ¹	0.4
Watts @ 120 Volts/ Amps @ 120 Volts	295/ 4.0
Minimum Circuit Required (Amps)	15
Shipping Weight (Approx.)	157 Lbs.

¹For use on adequately wired 120V, dedicated circuit having 2-wire service with a separate ground wire. Appliance must be grounded for safe operation.

PRODUCT DIMENSIONS

A - Height	44-1/4"
B - Width	27"
C - Depth	29"



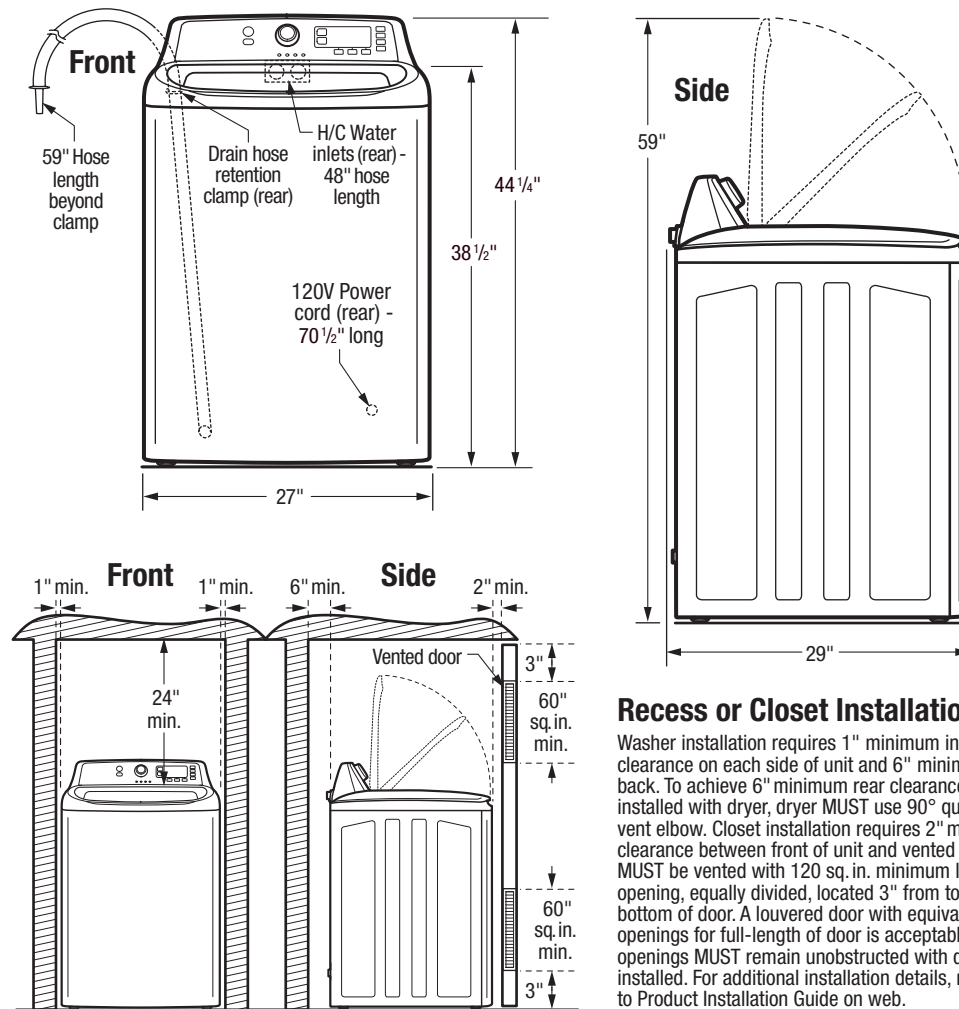
Note: For planning purposes only. Always consult local and national electric, gas and plumbing codes. Refer to Product Installation Guide for detailed installation instructions on the web at frigidaire.com.

Specifications subject to change. Accessories information available on the web at frigidaire.com

FRIGIDAIRE

USA • 10200 David Taylor Drive • Charlotte, NC 28262 • 1-800-FRIGIDAIRE • frigidaire.com
CANADA • 5855 Terry Fox Way • Mississauga, ON L5V 3E4 • 1-800-265-8352 • frigidaire.ca

FFTW4120S 06/18
© 2018 Electrolux Home Products, Inc.



Recess or Closet Installation

Washer installation requires 1" minimum installation clearance on each side of unit and 6" minimum at back. To achieve 6" minimum rear clearance when installed with dryer, dryer MUST use 90° quick-turn vent elbow. Closet installation requires 2" minimum clearance between front of unit and vented door. Door MUST be vented with 120 sq. in. minimum louvered opening, equally divided, located 3" from top and bottom of door. A louvered door with equivalent air openings for full-length of door is acceptable. Air openings MUST remain unobstructed with door installed. For additional installation details, refer to Product Installation Guide on web.

INSTALLATION SPECIFICATIONS

- Product Shipping Weight (approx.) - 157 Lbs.
- An electrical supply with grounded three-prong receptacle is required. The power supply circuit must be installed in accordance with current edition of National Electrical Code (ANSI/NFPA 70) and local codes & ordinances. (Do not use same circuit as dryer.)
- Voltage Rating - 120V/60 Hz
- Amps @ 120 Volts = 8.0 Amps
- Equipped with 120V 3-wire power supply cord, approx. 70-1/2" long.
- Always consult local and national electric & plumbing codes.
- To maximize detergent effectiveness, ambient temperature should never be below 60° F.
- Washer installation requires 1" minimum installation clearance on each side of unit and 6" minimum at back. To achieve 6" minimum rear clearance when installed with dryer, dryer MUST use 90° quick-turn vent elbow. Closet installation requires 2" minimum clearance between front of unit and vented door. Door MUST be vented with 120 sq. in. minimum louvered opening, equally divided, located 3" from top and bottom of door. A louvered door with equivalent air openings for full-length of door is acceptable. Air openings MUST remain unobstructed with door installed. (For additional installation details, refer to Product Installation Guide on web.)
- Do NOT install in area exposed to dripping water or outdoor weather conditions; or where gasoline or other flammables, including automobiles, are kept or stored.
- Floor MUST be solid with 1" maximum slope. To minimize vibration or movement, reinforcement of floor may be necessary. Do NOT install on carpeted surface.
- Leveling legs supplied to level unit properly and reduce excessive noise and vibration.
- H/C water faucets MUST be installed within 42" of washer's water inlet and MUST be 3/4" with threading for laundry hose connection to connect to 48" inlet hoses.
- Water pressure MUST be between 30 and 120 psi with NOT more than 10 psi pressure difference between hot and cold.
- Drain standpipe requires diameter of 1-1/4" min. and height of 39" min./96" max. above floor, capable of eliminating 17 gallons per minute. Attached 59" drain hose can reach 74"-high standpipe. For higher standpipe, optional Drain Hose Extension Kit available.



FRIGIDAIRE

USA • 10200 David Taylor Drive • Charlotte, NC 28262 • 1-800-FRIGIDAIRE • frigidare.com
CANADA • 5855 Terry Fox Way • Mississauga, ON L5V 3E4 • 1-800-265-8352 • frigidare.ca

Note: For planning purposes only. Always consult local and national electric, gas and plumbing codes. Refer to Product Installation Guide for detailed installation instructions on the web at frigidare.com.

Specifications subject to change. Accessories information available on the web at frigidare.com

FFTW4120S 06/18

© 2018 Electrolux Home Products, Inc.