

NEW

DOLCECLIMA® Air Pro 14 AC

OLIMPIA
SPLENDID
HOME OF COMFORT




Designed in Italy



DOLCECLIMA AIR PRO 14 AC Model# 01910

FEATURES

Cooling capacity: 14,000 btu/h

Sound power:  dB (A) 64

EER: 9.9

COP: 2.76⁽¹⁾

Refrigerant: R-410A






Multifunction remote: Wireless control

Display: LCD

Timer: 24h

Extras: Convenient side handles, motorized flap and casters for effortless moving between spaces

FUNCTIONS

-  **Fan Mode:** Adjustable 3 speed fan with fan only mode to optimize air circulation
-  **Dehumidification mode:** Reduces airflow to increase the amount of moisture removed from the space.
-  **Auto Mode:** Regulates cooling setpoint in relation to ambient temperature for increased comfort and efficiency
-  **Turbo mode:** Maximum fan speed with greater cooling capacity.
-  **Sleep mode:** Gradually increases the temperature setpoint to reduce noise for greater comfort at night.



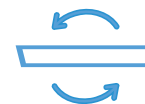
ADVANCED CONTROL WITH TOUCH DISPLAY

The most advanced technology insures optimized cooling performance.



REMOTE CONTROL

Manage your comfort from any place in your room.



MOTORIZED FLAP

Enjoy a higher level of comfort with customized air flow management.





Design Specifications and Capacities*		Dolceclima Air Pro 14 AC
Model Number		01910
Voltage (min 109, max 127)	AC Volts/Phase/Hertz	115-1-60
Rated Capacity (1)	BTU/H	14,000
Rated Power Consumption	Watts	1415
Energy Efficiency Ratio	EER	9.9
Dehumidification Capacity	Pints/Hr.	5.9
Compressor	Type	Rotary
Rated Load Amps	R.L.A.	7.4
Lock Rotor Amps	L.R.A.	54
Indoor Fan	Type	Centrifugal
Speeds	# of speeds	3
Full Load Amps	F.L.A.	<1
Power Cord Size	AWG/# of wires	14/3
Power Cord Length	Feet	6.2
Indoor Air Volume	CFM (H, M, L)	306/283/261
Outdoor Fan Speeds	# of speeds	2
Exhaust/Intake Hose Diameter (2)	Inches	8"
Maximum Remote-Control Range	Feet	26'
Dimensions (without packaging)	W/H/D	19.3" x 30.1" x 16.7"
Dimensions (with packaging)	W/H/D	21.1" x 35" x 19.2"
Weight (without packaging)	lbs	77.2
Weight (with packaging)	lbs	88
Sound Level (3)	dB H/M/L	56/54/52
Refrigerant	ASHRAE #	R-410A
Refrigerant Factory Charge	lbs - oz	1 - 4

Design Condition Parameters*			Dolceclima Air Pro 14 AC
Indoor Temperature	Maximum Operating Temperature in Cooling Mode	°F/°C	DB 95°F/35°C - WB 75°F/24°C
	Minimum Operating Temperature in Cooling Mode	°F/°C	DB 81°F/27°C
Outdoor Temperature	Maximum Operating Temperature in Cooling Mode	°F/°C	DB 109°F/43°C - WB 90°F/32°C
	Minimum Operating Temperature in Cooling Mode	°F/°C	DB 75°F/24°C - WB 64°F/18°C

*Values may change if models are revised. Always use the latest publication date for any literature.

(1) Test condition: Data refers to conditions and parameters as required by DOE requirements governing this product type.

COOLING MODE: Outdoor Ambient Temperature DB 95°F/35°C - WB 75°F/24°C; Indoor Ambient DB 81°F/27°C - WB 66°F/19°C

(2) To achieve full capacity and efficiency 8" diameter pipes are recommended. Alternately, 6" diameter pipes can be used however there is a corresponding loss to capacity and efficiency which can vary based on the specific application.

(3) Test conditions for sound ratings are conducted as per DOA rating conditions, conducted in a sound chamber performed at a distance of 3.3 feet (1 meter). Minimum sound pressure values are rated in ventilation mode only.



Pub#US004.07112019