# LED Birch Tree Instruction

## Product introduction：

LED lighting tree is also called LED landscape lighting tree or LED artificial tree. It has the advantages of energy saving, high brightness, colorful, long service life, vivid model. As a kind of artificial plant light, it puts beautification, greening, lighting together. Its unique, elegant and magnificent modelling, beautiful gesture, and make it more adaptable to the place such as city-lighting project, scenic area, hotel, cultural square, community activities in public places, coastal landscape and so on. Tree lights will satisfy people's desire everywhere. During the daylight, it is the artificial plant trees, at night it will give people a totally different lighting beauty. Return to the nature, walk into nature, it not only beautifies the environment but also adds a beautiful scenery line. Now, more and more lighting trees are applied to city-lighting, landscape lighting, home decor and other places. In particular, when festival is coming, it will become an indispensable scenery line.

## Direction for use:

1, Carefully remove product from package;



2, Insert the lower part trunk into base and rotate until fixed. Insert tree trunk into lower part trunk.
.



3, Fix base with ground stakes; Connect the cable with transformer and plug into the power outlet.






**The tree can be shaped by bending and arranging the branches into desired position to give it a natural appearance!**

- Power supply: 24V adaptor, IP44 rainproof
- Input:  120V AC 50/60Hz
- Output: 24V DC  6W

## IMPORTANT SAFETY INSTRUCTIONS

When in use outdoors, install only to a covered GFCI electrical outlet that is weather proof. Make sure the outdoor adaptor and cord are assembled correctly and secured tightly to prevent water from entering the device

1. Please read and follow all instructions and warnings both on the instructions and on the product carefully before use.
2. Retain these instructions for future reference.
3. This product is to be used only as intended its use.
4. For indoor/ outdoor use.
5. If used outdoors, connect the product to a Ground Fault Circuit Interrupting (GFCI) recep tacle.
6. Do not mount or place near gas or electric beaters, fireplaces, candles or other similar sources of heat
7. Do not secure the wiring of this product with staples or nails, or place on sharp hooks, nails or in a manner that can cut or damage the wire or insulation.
8. This is an electric product and not a toy! To avoid risk of fire, burns, personal injury and electric shock it should not be played with or placed where small children can reach it.
9. Do not close doors or windows on the product or extension cords as this may damage the wire and insulation.

## Troubleshooting

1. If the whole tree don't light up.
Firstly please check if the components have been connected normally. Then please check whether the adaptor works well, including the plug cord has been connected properly to the adaptor in right position of male and female connection.

2. If one or more of the branches don't light up.
Please check each bulb on the unlighted branch has been well welded by toughing slightly, or bending the branch slightly, if it doesn't work please follow step 3.

3. Any problem not mentioned above or unsolved
Please contact us for assistance.

## Warranty

Lightshare guarantees that this product is free of defect in material and workmanship, and provides a one-year limited hardware warranty for the product commencing from the date of purchase. Please keep your receipt for proof of purchase. This product is designed for light or decoration usage only. Using this device in any other capacity voids the warranty.
The warranty offered covers normal use. Defect or damage that result from improper operation, storage, misuse or abuse, accident or neglect, which are not the fault of Lightshare, are excluded from warranty coverage.

## FAQ:

Q:How many times can each branch be bent ?
A:Please do not bend each branch more than 5 times as high-frequency bend will loose the connection between branches and also affect the appearance. If there is a loose, you are advised to bind it with an electrical tape in similar color of branches.

Q:If one of lights doesn't work, will it affect the run of the others ?
A:The others will not be affected and could work normally.

Q:Is the power supply safe for running ?
A:The voltage output of the power adapter is 24V. This product runs steadily and safely under the correct voltage.

E HOME INTERNATIONAL INC.
19295 E.Walnut Dr. N. Ste B, City of Industry , CA91748
Phone: 626- 810-8166, Fax: 626-810-8005
Customer Service Line: (888) 997-9468
www. ehomeinc.com
service@ehomeinc.com