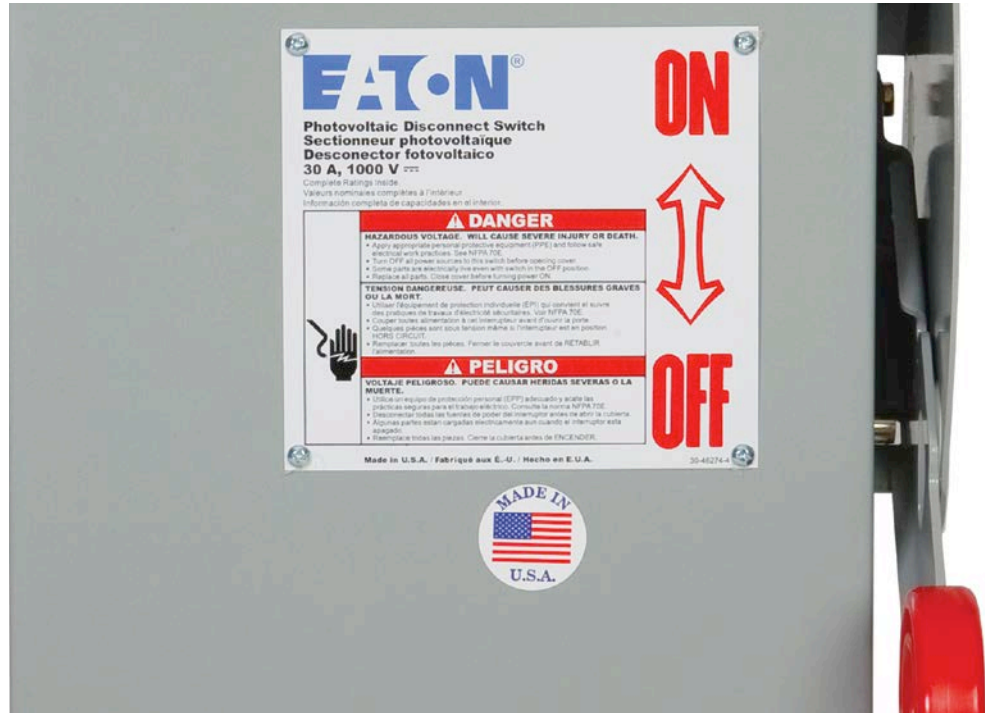


# Safety switch renewal parts




## Contents

Description	Page
Heavy-duty switch . . . . .	2
Line shield . . . . .	3
Operating mechanism . . . . .	3
Operating handle . . . . .	3
Fusible switching base . . . . .	4
Fusible fuse base . . . . .	4
Non-fusible switching base . . . . .	5
Internal window replacement parts. . . . .	6
External window replacement parts . . . . .	6
Enhanced visible blade and exterior window switches. . . . .	7
Fusible switching base . . . . .	7
Fusible fuse base . . . . .	7
Non-fusible base . . . . .	8




*Powering Business Worldwide*

## Heavy-duty switch



30/60/100 A heavy-duty switch



200-1200 A heavy-duty safety switch

**Table 1. Line shield**

Switch ampere rating	Part number
<b>General-duty two- and three-pole</b>	
400	70-8063-8
600	70-8064-8
<b>Heavy-duty two- and three-pole ①</b>	
30–60	70-7758-34
100	70-7758-35
200	70-7759-11
400	70-8063-8
600–800	70-8064-8
1200	70-8453-4
<b>Double-throw two- and three-pole ②</b>	
30–100	70-7758-35
200	70-7759-11
400	70-8063-8
600	70-8064-8

① Two used for four- and six-pole configurations.

② Two used per switch.

**Note:** 30–200 A general-duty switches do not have line shields installed as standard from the factory.



30–100 A line shield

200–1200 A line shield

**Table 2. Operating mechanism**

Switch ampere rating	NEMA rating	Part number
<b>Heavy-duty switches</b>		
30–100 ①	NEMA® 1/3R/12/4X	70-7813
200	NEMA 1/3R/12/4X	70-7833-4
400	NEMA 1/3R/12/4X	70-7833-5
600–800	NEMA 1/3R/12/4X	70-7833-6
<b>Stainless steel mechanism</b>		
30–100 ①	NEMA 4X EnviroLine	70-8304
200	NEMA 4X EnviroLine	70-8305
400	NEMA 4X EnviroLine	70-8305-2

① For internal window replacement mechanisms, see **Table 6**.

**Note:** Replacement mechanisms are not available for general-duty or double-throw switches.



30–100 A operating mechanism

200–1200 A operating mechanism

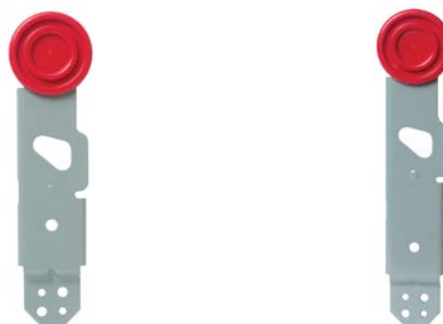
**Table 3. Operating handle**

Switch ampere rating	NEMA rating	Part number
<b>General-duty switches</b>		
200–600	NEMA 1 and 3R	70-7833-2
<b>Heavy-duty switches</b>		
30–100 ①	NEMA 1/3R/12	70-7813-2
30–100	NEMA 4X	70-7813-3
200–800	NEMA 1/3R/12	70-7833-2
200–800	NEMA 4X	70-7833-3
1200 ②	Consult factory	

① For internal window replacement handles, see **Table 6**.

② No replacement handles available for the flange style handle on 1200 A switches manufactured prior to 2015.

**Note:** Replacement handles are not available for general-duty or double-throw switches.



30–100 A operating handle

200–1200 A operating handle



30-100 A switching base



200-1200 A switching base



30-100 A fuse base



200-1200 A fuse base

**Table 4. Heavy-duty fusible switches**

Amperes	NEMA rating	4. Switching base	5. Fuse base
<b>Two-pole 240 V</b>			
30	All	70-7758-16	70-7758-29
60	All	70-7758-36	70-7997-4
100	All	70-7758-7	70-7758-23
200	NEMA 1 and 3R	70-8266-3	70-7820-4 ①
200	NEMA 4X and 12	70-7759-7	70-7759-4 ①
400	All	70-8063-3	70-8063-7 ①
600	All	70-8064-3	70-8064-7 ①
800	All	70-8065-3	70-8065-7 ①
<b>Three-pole 240 V</b>			
30	All	70-7758-14	70-7758-26
60	All	70-7997	70-7997-5
100	All	70-7758-3	70-7758-21
200	NEMA 1 and 3R	70-8266	70-7820-4 ①
200	NEMA 4X and 12	70-7759	70-7759-4 ①
400	All	70-8063-4	70-8063-7 ①
600	All	70-8064-4	70-8064-7 ①
800	All	70-8065-4	70-8065-7 ①
1200	All	70-8821	70-8453-3 ①
<b>Two-pole 600 V</b>			
30	All	70-7758-17	70-7758-30
60	All	70-7997-3	70-7997-6
100	All	70-7558-9	70-7558-25
200	NEMA 1 and 3R	Consult factory	70-7820-4 ①
200	NEMA 4X and 12	Consult factory	70-7759-5 ①
400	All	70-8063-5	70-8063-7 ①
600	All	70-8064-5	70-8064-7 ①
800	All	70-8065-5	70-8065-7 ①
<b>Three-pole 600 V</b>			
30	All	70-7758-12	70-7758-27
60	All	70-7997-2	70-7997-7
100	All	70-7758-3	70-7758-21
200	NEMA 1 and 3R	70-8266	70-7820-4 ①
200	NEMA 4X and 12	70-7759	70-7759-5 ①
400	All	70-8063-6	70-8063-7 ①
600	All	70-8064-6	70-8064-7 ①
800	All	70-8065-6	70-8065-7 ①
1200	All	70-8821	70-8453-3 ①

**Table 4. Heavy-duty fusible switches, continued**


Amperes	NEMA rating	4. Switching base	5. Fuse base
<b>Four-pole 240 V</b>			
30	All	70-7758-16 ②	70-7758-29 ②
60	All	70-7758-36 ②	70-7997-4 ②
100	All	70-7758-7 ②	70-7758-23 ②
200	NEMA 1 and 3R	Consult factory	70-7820-4 ①
200	NEMA 4X and 12	70-7759-9	70-7759-4 ①
400	All	70-8270	70-8063-7 ①
600	All	70-8271	70-8064-7 ①
800	All	Consult factory	70-8065-7 ①
<b>Four-pole 600 V</b>			
30	All	70-7758-36 ②	70-7758-38 ②
60	All	70-7997-2 ②	70-7758-39 ②
100	All	70-7758-7 ②	70-7758-23 ②
200	NEMA 1 and 3R	Consult factory	70-7820-4 ①
200	NEMA 4X and 12	70-7759-9	70-7759-5 ①
400	All	70-8270-2	70-8063-7 ①
600	All	70-8271-2	70-8064-7 ①
800	All	Consult factory	70-8065-7 ①
<b>Six-pole 600 V</b>			
30	All	70-7758-12 ②	70-7758-27 ②
60	All	70-7758-2 ②	70-7758-20 ②
100	All	70-7758-3 ②	70-7758-21 ②
200	NEMA 1 and 3R	Consult factory	Consult factory
200	NEMA 4X and 12	Consult factory	70-7759-5 ①
400	All	Consult factory	70-8063-7 ①
600	All	Consult factory	70-8064-7 ①
800	All	Consult factory	70-8065-7 ①

① Order one per pole.


② Order two.

**Note:** General-duty replacement bases are not available.

**Note:** Please contact the TRC for technical questions concerning replacement parts at 1-877-386-2273, option 2 (Technical).



30-100 A heavy-duty non-fusible switch



30-100 A heavy-duty six-pole non-fusible switch

**Table 5. Heavy-duty non-fusible switches**

Amperes	NEMA rating	4. Switching base	5. Lower base ①
<b>Two-pole 600 V</b>			
30	All	70-7758-18	
60	All	70-7758-18	
100	All	70-7758-11	
200	NEMA 1 and 3R	70-8266-2	
200	NEMA 4X and 12	70-7759-2	70-7759-6 ②
400	All	70-8063	
600	All	70-8064	
800	All	70-8065	
<b>Three-pole 600 V</b>			
30	All	70-7758-13	
60	All	70-7758-13	
100	All	70-7758-5	
200	NEMA 1 and 3R	70-8266-2	
200	NEMA 4X and 12	70-7759-2	70-7759-6 ②
400	All	70-8063-2	
600	All	70-8064-2	
800	All	70-8065-2	
1200	All	70-8820	

**Table 5. Heavy-duty non-fusible switches, continued**

Amperes	NEMA rating	4. Switching base	5. Lower base ①
<b>Four-pole 600 V</b>			
30	All	70-7758-40	
60	All	70-7758-41	
100	All	70-7758-42	
200	NEMA 1 and 3R	Consult factory	
200	NEMA 4X and 12	70-7759-10	70-7759-6 ②
400	All	70-8270-3	
600	All	70-8271-3	
<b>Six-pole 600 V</b>			
30	All	70-7758-13 ③	
60	All	70-7758-13 ③	
100	All	70-7758-5 ③	
200	NEMA 1 and 3R	Consult factory	
200	NEMA 4X and 12	70-7759-13	70-7759-6 ②

① Only used in 200 A, NEMA 4X and NEMA 12 switch combinations.

② Order one per pole as needed.

③ Order two.

**Note:** Please contact the TRC for technical questions concerning replacement parts at 1-877-386-2273, option 2 (Technical).

**Internal window replacement parts for safety switches with windows produced prior to May 2015**



30-60 A internal window

**External window replacement parts**



30-60 A external window

**Table 6. Internal window replacement parts**

Switch ampere rating	NEMA rating	Part number
<b>Operating mechanism</b>		
30-100	NEMA 12 and 4X	70-7813-4
30-100	NEMA 4X Enviroline	70-8305
<b>Operating handle</b>		
30-100	NEMA 12	70-7833-2
30-100	NEMA 4X	70-7833-3

**Table 8. External replacement window kits**

Switch ampere rating	NEMA rating	Part number
30-60	NEMA 12	70-8889
30-60	NEMA 4X and 4X Enviroline	70-8889-2
100-1200	NEMA 12	70-8889-3
100-1200	NEMA 4X and 4X Enviroline	70-8889-4

**Table 7. Internal replacement window kits**

Switch ampere rating	NEMA rating	Part number
30-60	NEMA 12 and 4X	70-8564
30-60	NEMA 4X Enviroline	70-8564-2
100	NEMA 12 and 4X	70-8564-3
100	NEMA 4X Enviroline	70-8564-4

**Note:** For internal window switches, use the replacement fuse bases listed on pages 4 and 5. Replacement bases are NOT interchangeable between standard switches and visible blade/exterior window switches.

**Note:** For Internal window replacement parts, use standard replacement parts unless otherwise specified in the table above.

**Note:** Please contact the TRC for technical questions concerning replacement parts at 1-877-386-2273, option 2 (Technical).

**Enhanced visible blade and exterior window replacement bases**

Replacement bases shown below can ONLY replace bases in existing enhanced visible blade/exterior window style switches.



30-60 A exterior window switch



100-1200 A exterior window switch



30-100 A replacement switching base



200-1200 A replacement switching base

**Table 9. Heavy-duty fusible switches**

Amperes	NEMA rating	4. Switching base	5. Fuse base
<b>Two-pole 240 V</b>			
30	All	70-8835	70-7758-29
60	All	70-8838	70-7997-4
100	NEMA 4X and 12	70-8829	70-7758-23
200	NEMA 1 and 3R	70-8856	70-7820-4 ①
200	NEMA 4X and 12	70-8845	70-7759-4 ①
400	All	70-8864	70-8063-7 ①
600	All	70-8870	70-8064-7 ①
800	All	70-8876	70-8064-8 ①
<b>Three-pole 240 V</b>			
30	NEMA 4X and 12	70-8834	70-7758-26
60	All	70-8851	70-7997-5
100	All	70-8825	70-7758-21
200	NEMA 1 and 3R	70-8854	70-7820-4 ①
200	NEMA 4X and 12	70-8843	70-7759-4 ①
400	All	70-8865	70-8063-4 ①
600	All	70-8871	70-8064-7 ①
800	All	70-8877	70-8065-7 ①
1200	All	70-8887	70-8453-3 ①
<b>Two-pole 600 V</b>			
30	All	70-8836	70-7758-30
60	All	70-8853	70-7997-6
100	All	70-8830	70-7558-25
200	NEMA 1 and 3R	Consult factory	70-7820-4 ①
200	NEMA 4X and 12	Consult factory	70-7759-5 ①
400	All	70-8866	70-8063-7 ①
600	All	70-8872	70-8064-7 ①
800	All	70-8878	70-8065-7 ①
<b>Three-pole 600 V</b>			
30	All	70-8832	70-7758-27
60	All	70-8852	70-7997-7
100	All	70-8825	70-7758-21
200	NEMA 1 and 3R	70-8854	70-7820-4 ①
200	NEMA 4X and 12	70-8843	70-7759-5 ①
400	All	70-8867	70-8063-7 ①
600	All	70-8873	70-8064-7 ①
800	All	70-8879	70-8065-7 ①
1200	All	70-8887	70-8453-3 ①

**Table 9. Heavy-duty fusible switches, continued**

Amperes	NEMA rating	4. Switching base	5. Fuse base
<b>Four-pole 240 V</b>			
30	All	70-8835 ②	70-7758-29 ②
60	All	70-8838 ②	70-7997-4 ②
100	All	70-8829 ②	70-7758-23 ②
200	NEMA 1 and 3R	70-8856	70-7820-4 ①
200	NEMA 4X and 12	70-8846	70-7759-4 ①
400	All	70-8880	70-8063-7 ①
600	All	70-8883	70-8064-7 ①
800	All	Consult factory	70-8065-7 ①
<b>Four-pole 600 V</b>			
30	All	70-8838 ②	70-7758-38 ②
60	All	70-8839 ②	70-7758-39 ②
100	All	70-8829 ②	70-7758-23 ②
200	NEMA 1 and 3R	70-8857	70-7820-4 ③
200	NEMA 4X and 12	70-8846	70-7759-5 ③
400	All	70-8881	70-8063-7 ③
600	All	70-8884	70-8064-7 ③
800	All	Consult factory	70-8065-7 ③
<b>Six-pole 600 V</b>			
30	All	70-8832 ②	70-7758-27 ②
60	All	70-8824 ②	70-7758-20 ②
100	All	70-8825 ②	70-7758-21 ②
200	NEMA 1 and 3R	Consult factory	Consult factory
200	NEMA 4X and 12	Consult factory	70-7759-5 ③
400	All	Consult factory	70-8063-7 ③
600	All	Consult factory	70-8064-7 ③
800	All	Consult factory	70-8065-7 ③

① Order one per pole.

② Order two.

③ Order one per pole as needed.

**Note:** The replacement bases listed on pages 7 and 8 CANNOT be used as replacement bases in standard or interior window style safety switches. If the existing switch has a red colored arc shield, then the standard replacement base must be used. If the existing switch has a yellow colored arc shield, then a replacement base must be selected from the tables on pages 7 and 8.

**Note:** Please contact the TRC for technical questions concerning replacement parts at 1-877-386-2273, option 2 (Technical).

## Enhanced visible blade and exterior window replacement bases

Replacement bases shown below can ONLY replace bases in existing enhanced visible blade/exterior window style switches.

**Table 10. Heavy-duty non-fusible switches**

Amperes	NEMA rating	4. Switching base	5. Lower base ①
<b>Two-pole 600 V</b>			
30	All	70-8837	
60	All	70-8837	
100	All	70-8831	
200	NEMA 1 and 3R	70-8855	
200	NEMA 4X and 12	70-8844	70-7759-6 ②
400	All	70-8862	
600	All	70-8868	
800	All	70-8874	
<b>Three-pole 600 V</b>			
30	All	70-8833	
60	All	70-8833	
100	All	70-8827	
200	NEMA 1 and 3R	70-8855	
200	NEMA 4X and 12	70-8844	70-7759-6 ②
400	All	70-8863	
600	All	70-8869	
800	All	70-8875	
1200	All	70-8886	
<b>Four-pole 600 V</b>			
30	All	70-8840 ③	
60	All	70-8841 ③	
100	All	70-8842 ③	
200	NEMA 1 and 3R	Consult factory	
200	NEMA 4X and 12	70-8847	70-7759-6 ②
400	All	70-8882	
600	All	70-8885	
800	All	Consult factory	
<b>Six-pole 600 V</b>			
30	All	70-8833 ③	
60	All	70-8833 ③	
100	All	70-8827 ③	
200	NEMA 1 and 3R	Consult factory	
200	NEMA 4X and 12	70-8848	70-7759-6 ②
400	All	Consult factory	
600	All	Consult factory	
800	All	Consult factory	

① Only used in 200 A, NEMA 4X and NEMA 12 switch combinations.

② Order one per pole.

③ Order two.

**Note:** Please contact the TRC for technical questions concerning replacement parts at 1-877-386-2273, option 2 (Technical).

**Eaton**  
1000 Eaton Boulevard  
Cleveland, OH 44122  
United States  
Eaton.com

© 2016 Eaton  
All Rights Reserved  
Printed in USA  
Publication No. RP00801001E / Z17673  
January 2016