INSTALLATION INSTRUCTIONS

1

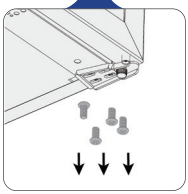

Twist down the screws of the lower door hinge

2

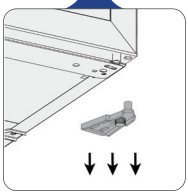

Remove the lower door hinge

3

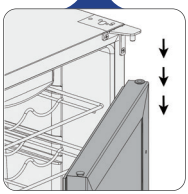

Remove the door downwards

4

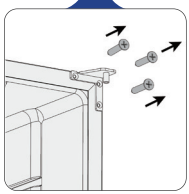

Twist down the screws of the upper door hinge

5

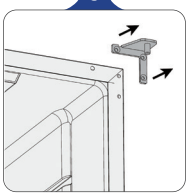

Remove the upper door hinge

6

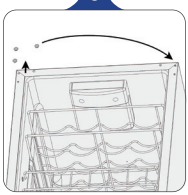

Remove the hole plugs from the hole of upper left door hinge and install the plugs into the hole of upper right door hinge

7

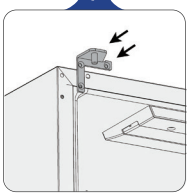

Install the left door hinge

8

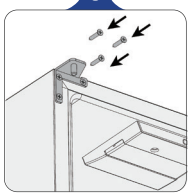

Tighten the screws of the upper door hinge

9

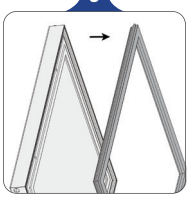

Remove the door gasket

10

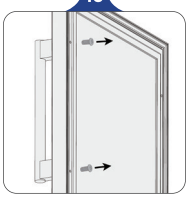

Twist down the screws of the door handle

11



Twist down the right handle hole plugs

12

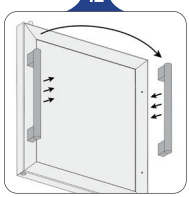

Install the door handle on the right side