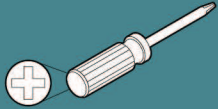


# HOW TO INSTALL

CLOSETS  
By LIBERTY.

## WHAT YOU WILL NEED:



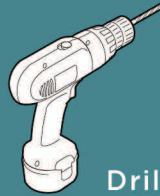
Screwdriver



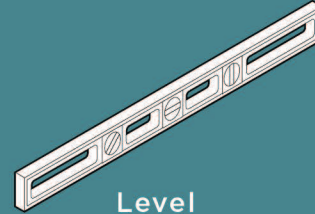
Pencil



Tape Measure



Drill

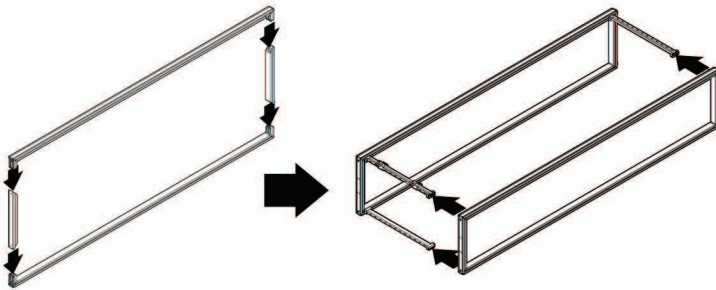


Level

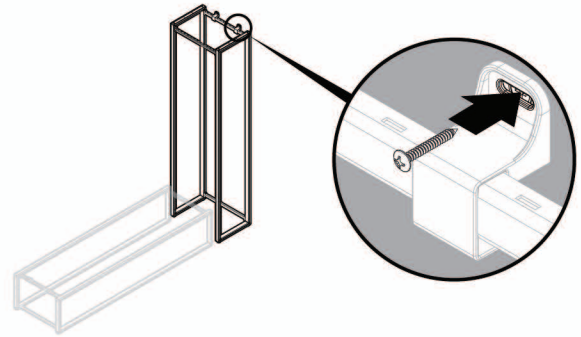


Eye Protection

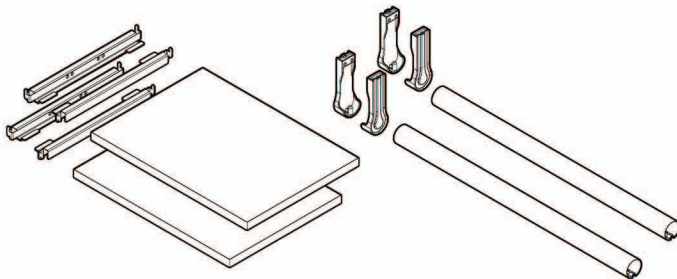
## 1. BUILD THE TOWERS



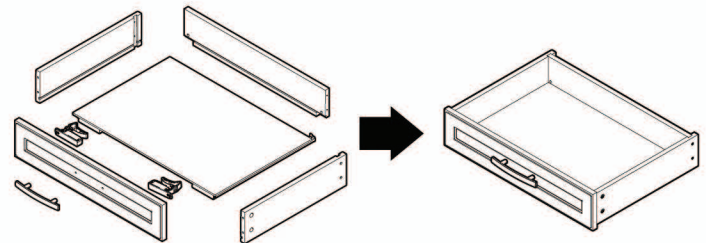
## 2. STABILIZE THE CLOSET SYSTEM




## 3. ADD SHELVES AND HANGER RODS



## 4. ASSEMBLE DRAWERS



## 5. CUSTOMIZE AND REARRANGE SHELVES AND DRAWERS TO FIT YOUR SPACE AS NEEDED



FOR FULL DETAILS, PLEASE SEE COMPLETE INSTRUCTIONS INCLUDED WITH ITEM