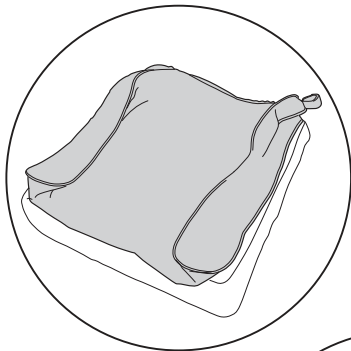


Assembly, Use & Care Guidelines

Questions? Problems? Before returning to the store contact our customer service department at 1.800.435.4654

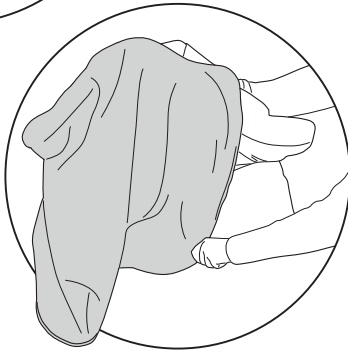


1

1. Assemble your furniture and set the cushions in place. This will help you to determine which cushion goes where and what slip covers it. Match the slips with the cushions by laying the slip on top of the cushion paying close attention to the orientation.

The assembly instructions of your furniture set should designate the seat and back cushions. Many cushions have trapezoidal shapes which make the direction of the cushion especially important. Slips generally have a zipper on the back.

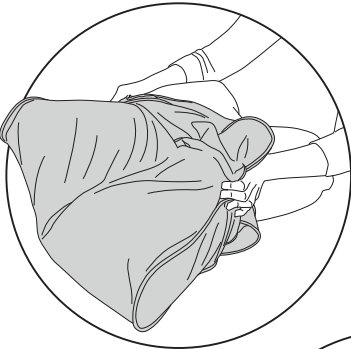
2



2. Fold the cushion in half, pushing the sides together, then begin to slide the slip onto it.

Fold the cushion between your legs or against a hard surface to make this step a easier. Larger cushions may require more than one person.

3




3. With the slip about 10 inches onto the cushion, pull the rest of the slip onto the front end. Then, work the slip the rest of the way onto it.

4. After the slip is all the way onto the cushion grasp one side of the cushion with one hand and reach all the way into the corner to make sure the cushion tucked all the way in. Once the slip is on, close the zipper.

The zipper seam may be quite tight. It will be helpful to pull the seam together as you close it to prevent breaking the zipper.

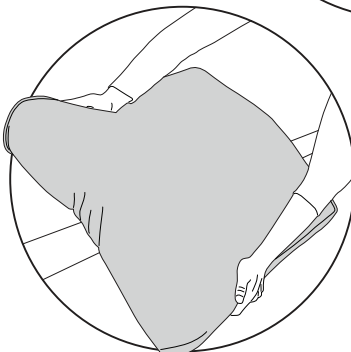
4



5. If the slip does not quite rest on the cushion as you would like, work the slip into place by folding the cushion the opposite way that it was folded to install the slip. Gently working the cushion will allow the slip to move into its natural shape.

For larger cushions, you can carefully press the sides of the cushion against the edge of a table.

5



This item is tailor made for your cushions and will be taught. If the slip appears skewed or out of alignment additional adjustments may be necessary. The slip will continue to settle into place with use.

Care & Cleaning Guidelines

To clean your cushions, mix two capfuls of dish soap in one gallon of lukewarm water. Spot clean a small area first to test, then use a sponge to apply the solution to your cushion. Rinse well and allow to air dry.

Never use bleach or other harsh cleaners. Do not machine wash.