

# ProVore<sup>®</sup> 380

## Simplex Grinder System

# Liberty Pumps<sup>®</sup>

A Family and Employee Owned Company

## 1 hp 2" Discharge

Compact simplex system - designed for residential sewage applications

Perfect for basement bathroom additions and remodeling projects

Available in 115V or 230V

Fully assembled from factory

### Features

- Robust system features a compact heavy-duty polyethylene basin and cover
- System can be installed above or below grade level
- 41 gallon capacity
- Patented V-Slice<sup>®</sup> Cutter Technology shreds difficult solids such as feminine products, rags, towels and wipes that can jam solids handling pumps
- Easy access cover with QuickTree<sup>®</sup> technology – allows for quick float switch removal and servicing
- Heavy-duty integrated rubber gaskets on covers
- Secure 16 bolt cover standard on all models
- Passes 10' stack test



Patent: See  
[www.LibertyPumps.com/patents](http://www.LibertyPumps.com/patents)

### Shipped with Clear Construction Cover



Clear disposable cover protects the system during masonry work and rough-in



# innovate. evolve.

# ProVore® 380

**ProVore® 380**


QuickTree® Technology

## Features

- QuickTree® Technology allows easy access and removal of float switches without disturbing pump or plumbing
- Integrated rubber seals permanently attached to cover
- Unique cord seal technology integrated into the inspection cover
- Shallow basin design (24") for easier installation in difficult soil/bedrock locations
- Large 41 gallon capacity for longer pump cycles
- Integrally molded torque stops secure the pump in its proper position
- Integrally molded anti-flotation collar
- Durable polyethylene construction
- Completely assembled

## QuickTree® Technology

### Integral Rubber Seals

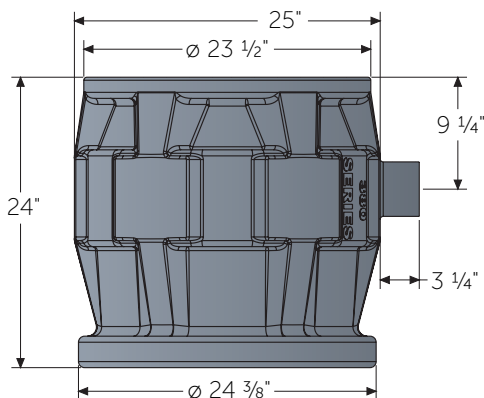


Unique integrated cord seal technology and permanent rubber cover gaskets



Patent: See [www.LibertyPumps.com/patents](http://www.LibertyPumps.com/patents)

## Dimensional Data



## Models:

MODEL	HP	VOLTS	PHASE	DISCHARGE	CORD LENGTH	WEIGHT
P382XPRG101	1	115	1	2"	10'	87 lbs
P382XPRG101V	1	115	1	2"	10'	87 lbs
P382XPRG102	1	230	1	2"	10'	87 lbs

"V" model = vertical float switch. All other models are wide-angle. See specific PRG-Series literature for complete pump performance and specifications.


For 25' power cord add "-2" suffix to model number.

Example: P382XPRG101-2

For side discharge models, see ProVore® SD-Series literature.

# ProVore<sup>®</sup> 380-Series 24"x24" - 41 Gallons

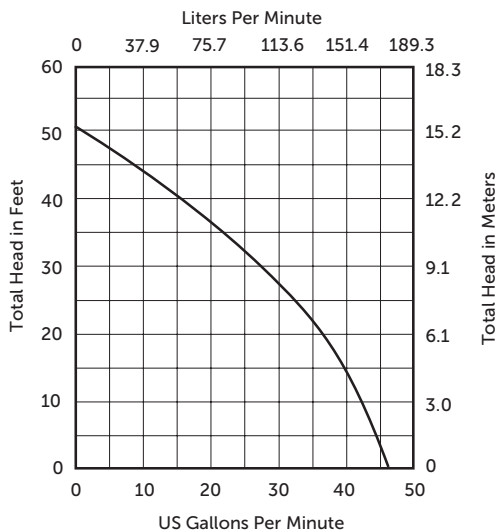
## 1 hp Grinder Package



Patent: See [www.LibertyPumps.com/patents](http://www.LibertyPumps.com/patents)

### Performance Curve

60 Hz, 3450 RPM



**NEW!**  
**LibertyPumps**  
  
**NightEye<sup>®</sup>**  
 Wireless Enabled Alarms  
**AVAILABLE**  
 See back page for  
 ordering information

### IAPMO Listed Basins

The ProVore<sup>®</sup> 380 Basin is specifically designed to pass a 10' stack test and is IAPMO listed.




# ProVore® 380-Series

## Optional Access Riser

**Riser allows burial of the ProVore® 380 System up to a maximum depth of 18" below grade**

A convenient chamber for all your pump's electrical and piping connections – out of sight and below grade. Riser simply slides over the sealed 380 system. Cover is retained by 4 stainless steel bolts and features a twist-lock design with provision for padlock to deter unwanted entry.



### Specifications

**Weight:** 28 lbs (Riser and Cover)

**Riser Height:** 18-3/4"

**Total Height with Cover:** 20-1/2"

**Diameter:** 32"

MODEL	DESCRIPTION
AR18	Access Riser
AC18	Access Riser Cover (Environmental Green)
ARC18	Kit, Access Riser with Cover
ARCKIT115	Kit, Access Riser with Cover and 2" installation accessories - 115V
ARCKIT230	Kit, Access Riser with Cover and 2" installation accessories - 230V
IKIT2-115	Installation Kit 2", 115V
IKIT2-230	Installation Kit 2", 230V

Liberty Pumps installation kits provide all the components for a professional installation inside the riser. Kit includes: JB-Series wiring box and hardware, check valve with a disconnect union feature, coupling and elbows (PVC piping not included). Kits available in 2" discharge and vent size only.

## ProVore® 380-Series Alarmed System

Now have the assurance of early warning in the event of a high-level condition with an alarm option installed from the factory! We do the work for you by mounting the alarm float switch in the basin at its proper level – no need to even open the cover! Simply mount the alarm panel in its desired location, supply power, and connect the alarm float switch leads! Standard alarm and NightEye® wireless alarm available.

**NEW!**  
  
**NightEye®**  
 Wireless Enabled Alarm  
**AVAILABLE**



### How to Order

ALARM MODEL	DESCRIPTION	FLOAT SWITCH CORD	ADD SUFFIX	ORDER EXAMPLE
ALM-2	Standard indoor	20'	/A2	P382XPRG101/A2
ALM-2-EYE	NightEye® wireless indoor	20'	/A2-EYE	P382XPRG101/A2-EYE

Alarm float switch is pre-set at proper level in basin. Alarm panel packaged with unit. See ALM or ALM-EYE Series literature for complete alarm specifications.

**FREE app download**

Specifications subject to change without notice.

Copyright © Liberty Pumps, Inc. 2019 All rights reserved. LLIT006711-R08/19

Liberty Pumps - 7000 Apple Tree Avenue - Bergen, New York 14416  
 Phone 800-543-2550 - Fax 585-494-1839 - [www.LibertyPumps.com](http://www.LibertyPumps.com)

## X8, X8-D

### 8" Basin Extension

Sealed basin extension increases PRO-Series height by 8" allowing longer pitched pipe runs to the inlet connection.

- Model X8 fits both Pro370 and Pro380-Series simplex systems
- Model X8-D fits Pro680 duplex systems
- Basin extensions include gasket, stainless steel hardware, longer QuickTree® for float mounting, and discharge pipe extension
- To order the extension factory assembled to a Pro-Series system, add "X8" or "X8D" to model number  
Examples: P382X8LE41, P682X8DXPRG101



Passes 10' stack test when installed with a 370XL or 380XL system

## ARC18 Access Riser

For below grade burial of pipes and electrical connections

Fits both Pro370 and Pro380-Series Systems

- ARC18** Access riser and cover
- AR18** Access riser only (no cover)
- AC18** Cover only

ARC Riser can be used in conjunction with the X8-D for outdoor Pro680 installations



## Installation Kits

Provides all the necessary components for a professional installation inside the riser. Kits include: JB-Series wiring box and hardware, 2" check valve with disconnect union feature, coupling and elbow (2" PVC piping not included). Kits available in 2" pipe size only.

- IKIT2-115** 2" piping installation kit, 115V
- IKIT2-230** 2" piping installation kit, 230V
- ARCKIT115** Complete Kit - Riser, Cover and 2" installation accessories, 115V
- ARCKIT230** Complete Kit - Riser, Cover and 2" installation accessories, 230V

