

Item: SSGC01



# super spinner®

the ultimate child swing

### For more information visit us at:

www.SuperSpinner.com

Email: support@superspinner.com

Phone: 330-333-0555

### We want to hear from you.

Please contact us via email or phone to share any reviews of our products or if you are having any problems. Thank you!



Like us on Facebook at  
Facebook.com/SuperSpinnerSwing



Follow us on Twitter at  
twitter.com/TheSuperSpinner



View our videos at  
youtube.com/SuperSpinnerSwing

### Customer Service:

United States:

www.superspinner.com

Support@SuperSpinner.com

(330) 333-0555

Quality Innovative Products, LLC.  
787 Wye Rd., Akron, OH 44333

WE ♥ YOUR PHOTOS!

Take a photo of your child on the Super Spinner and post on our Facebook page!

### Limited Warranty

Quality Innovative Products, LLC. provides its customers with quality, innovative and fun products. We warrant to the original purchaser that this product is free of defects in materials and workmanship for two years from the date of purchase. Dated sales receipt is required for proof of purchase. At the sole election of Quality Innovative Products, LLC., the only remedies available under this warranty will be either replacement of the defective part of the product or refund of the purchase price of the product. This warranty is valid only if the product has been assembled and maintained per the instructions. This warranty does not cover abuse, accident, cosmetic issues such as fading or scratches from normal wear, or any other cause not arising from defects in material and workmanship. USA and Canada: for warranty service or replacement part information, please visit our website www.superspinner.com, or call our service center or write to Customer Service, Quality Innovative Products, LLC., 787 Wye Road, Akron Ohio, 44333, USA. Some replacement parts may be available for purchase after warranty expires, contact us for details. Outside USA and Canada: contact place of purchase for warranty service, this warranty gives you specific legal rights, and you may also have other rights, which vary from country/state to country/state. Some countries or states do not allow the exclusion or limitation of incidental or consequential damages, so the above limitation or exclusion may not apply to you.

**Additional outdoor safety information, Published by The U.S. Consumer Product Safety Commission can be found by Searching Google for "Outdoor Home Playground Safety Handbook cpsc"**

Printed in USA 2017 v0228 Quality Innovative Products, LLC. Copyright Quality Innovative Products, LLC.

Super Spinner is a registered trademark of Quality Innovative Products, LLC. in the US and other countries. All logos, names, characters, likenesses, images, slogans, and packaging appearance are the property of Quality Innovative Products, LLC. Please keep this address and packaging for reference since it contains important information. Contents, including specifications and colors, may vary from photos depicted on the package, instructions included. Please remove all packaging including tags, ties and tacking stitches before use or giving this product to a child.

U.S. PATENT - SEE WWW.SUPERSPINNER.COM/PATENTS  
revSS71020329

U.S. Pat. 8,454,450 / U.S. Pat. 9,067,146  
U.S. Pat. 9,415,316 / U.S. Pat. 9,440,154

# super spinner®

the ultimate child swing



FOR YOUR SWING SET OR TREE  
AGES 3+  
SHARE THE RIDE! HOLDS UP TO 200 LBS

## Made in the USA © Super Family FUN!

INCLUDES: Fully adjustable rope, 2 locking safety clips, 2 year warranty, stainless steel parts, UV protected, ready to hang.

SAFETY TESTED

**Ages: 3 years and up. • Weight limit 200 lbs. (90.72 kg)**  
**Please save sales receipt for proof of purchase.**

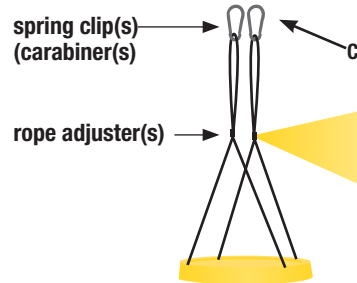
**super spinner**  
 the ultimate child swing

**WARNING: Adult Assembly and Installation Required**  
 Failure to follow these instructions may create a strangulation hazard.

## How to install your Super Spinner:

### 1. Remove Super Spinner from box.

Super Spinner comes with spring clips (carabiners) C and fully adjustable rope to change the height of the Super Spinner.



Use the 3 hole rope adjuster to adjust height, and to level the Super Spinner. Set it at 4" above the ground or higher. To use the rope adjusters, feed the rope through the holes and pull tight on the other side.

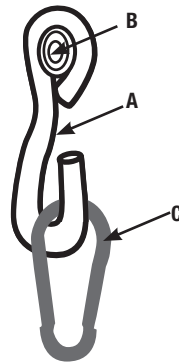
**FROM A SWING SET:** Remove old swing, including any old spring clips (carabiners)

### 2. Attach the spring clip(s) (carabiner(s) C to hook A. (See figure to the right.)

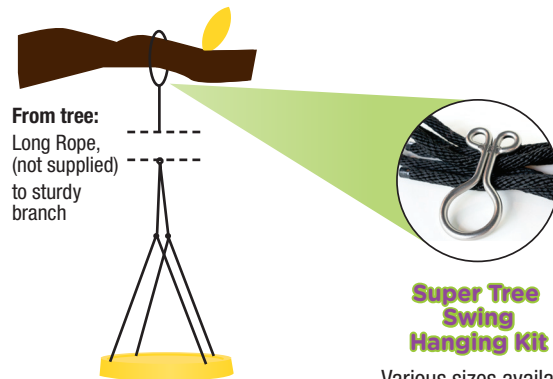
Your swing set hardware must have a nylon bushing B where the hook A will pivot.

If this hardware is not present on your swing set, you must add hooks with this bushing. This product is intended for outdoor family domestic use only.

**Caution:** Neither spring clip (carabiner) C nor the swing rope should be hung on a stationary hook (without nylon bushing B). The metal carabiner or rope will rub against the metal hook and result in premature wear.



**FROM A TREE:** Tree Swing Hanging Kit Not Included, visit [superspinner.com](http://superspinner.com).



Various sizes available

Looking for other great products from Quality Innovative Products, LLC?

Check out [www.superspinner.com](http://www.superspinner.com)

**super spinner**  
 the ultimate child swing

### WARNING:

- Keep these instructions for future reference.
- Observing the following statements and warnings reduces the likelihood of serious or fatal injury.
- To prevent serious injury, children must not use the equipment until properly installed.
- This product is intended for outdoor family domestic use only.
- Falls onto hard surfaces can result in head or other serious injuries. Never use over concrete, asphalt, wood, packer earth, grass, or other hard surfaces. Carpet over hard floors may not prevent injury. Always use protective surfacing on the ground under and surrounding the playground equipment. According to the US Consumer Product Safety Commission's Outdoor Home Playground Safety Handbook "Consumer Information Sheet for Playground Surfacing Materials." Maximum fall height protection up to 7' (2.1 m) required.
- Swing seat should be hung no lower than 8" (20 cm) from the ground.
- Locate this product in a separate bay, away from other play equipment and structures.
- The minimum distance between this product and support poles when measured from the side of the swing perpendicular to the plane formed by the support poles must be the sum of: 24" (61 cm) + the distance from the top of the swing seat to the support beam to which it is attached.
- It is recommended that orientation of the assembled product be such that direct sunlight is minimized on surfaces intended for standing or sitting.
- Attachment points should be 18" (45.7 cm) apart from each other.
- Swing seat should not swing within 6' (1.8 m) of any object around it. Objects to avoid, but are not limited to are: Fences, buildings, garages, houses, overhead branches, laundry lines, or electrical wires.
- Do not attach the product to other to-fro swinging components such as, but not limited to, swings, trapeze bars, trapeze rings, gliders, or upper body components such as horizontal ladders.
- This product is intended for use by children ages 3 years and up.
- Maximum total weight limit 200 pounds (90.72 kg).
- For your safety, use only approved accessories for your Super Spinner Products.
- Adult supervision required. Do not leave children unattended.
- Maximum two riders should be allowed on the swing at one time.
- Dress children appropriately, avoid loose fitting clothing such as ponchos, scarves, etc. that are potentially hazardous while using this equipment.
- Instruct children on proper swing use for their safety.
- Children should keep hands free of objects, inside of swing, and hold onto the ropes.
- Do not get off swing while it is in motion.
- Do not swing empty seats.
- Do not walk too close to a moving swing or between the swing and other objects.
- Always wear well-fitting shoes while swinging.
- Always sit with full weight in the center of the seat.
- Do not loop ropes over the top support bar.
- Do not use the equipment in a manner other than intended.
- Do not allow children to climb on product when product is wet.
- Instruct children not to attach items to the product that are not specifically designed for use with the product such as, but not limited to: jump ropes, clotheslines, pet leashes, cables and chains, as they may cause strangulation hazard.
- Not for commercial use.

### Maintenance

The following checks should be performed at the beginning of each season and twice monthly during the usage period:

- Reinstall any plastic parts, such as swing seats or any other items that were removed for the cold season.
- Tighten all hardware.
- Lubricate all metallic moving parts per manufacturer's instruction.
- Check all moving parts including swing seats, ropes and crimps for wear, rust, or other deterioration. If any of these conditions exist replace in accordance with manufacturer's instructions.

- Check metal parts for rust or corrosion. If found, sand, repaint using a non lead based paint meeting the requirement of 16 CFR 1303.
- Rake and check depth of loose fill protective surfacing materials to prevent compaction and to maintain appropriate depth. Replace as necessary.
- Take this product inside or do not use when temperatures fall below 0°F/-18°C.

### Disposal

- Disassemble and dispose of equipment in such a manner that no hazardous conditions, such as but are not limited to, small parts and sharp edges, exist at the time equipment is discarded.

**WARNING:** Failure to perform periodic checks of this product could increase the likelihood of serious or fatal injury.