

# MEASURE FIRST

## LG REFRIGERATION INSTALLATION GUIDE



You found the LG refrigerator that fits your lifestyle—now make sure it fits in your kitchen. **Certain types of LG refrigerators may be larger than others**, so use this guide to ensure your purchase can be successfully delivered and installed.

### WALK THE PATH




With any large refrigerator, the most difficult point of entry may be your front door. Be aware that your delivery person may have to temporarily remove door/hinges or even the refrigerator doors. LG does not recommend removing the refrigerator doors yourself but if necessary please do your homework.


- 1 Any gates or arbors on the path to the door should be at least 38" wide (33" for Top/Bottom Mount). Removal of door may be necessary.



### MAKE SURE TO MEASURE



Measure each door from jamb to jamb.




Plan to remove the door(s).




Measure the width of the opening at the countertop, under the upper cabinets and at the base if there is a molding.



Measure the Height.



Measure the Depth.



Measure the clearance for desired path.

## FIT THE SPACE

Every refrigerator has different dimensions. Below are some example dimensions.

Please reference [LG.com](http://LG.com) for your models' exact dimensions.

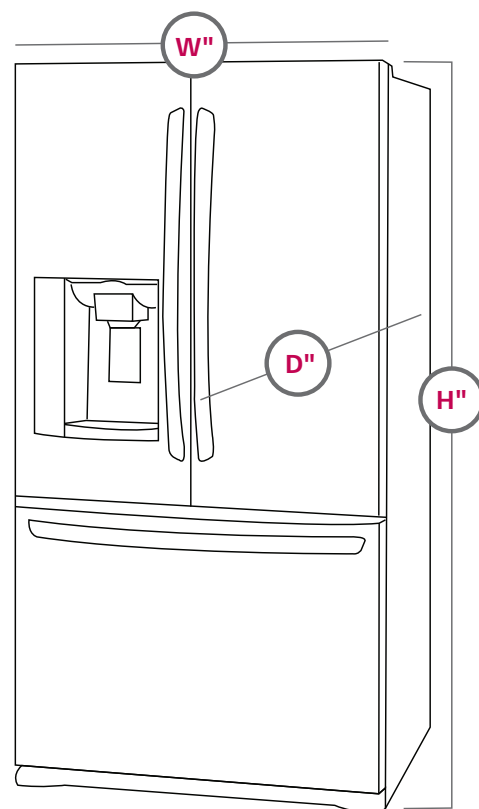
	W"	H" TO HINGE	H" TO CASE	D"	D" (W/O HANDLE)	D" (W/O DOOR)
<b>French Door</b> (LFXS32766S)	35 3/4"	70 1/4"	68 7/8"	37 1/8"	34 5/8"	30 3/8"
<b>Side-by-Side</b> (LSXS26466ST)	35 3/8"	70 1/4"	69"	35 3/4"	33 3/8"	28 1/2"
<b>Top/Bottom Mount</b> (LTCS24223)	32 3/4"	68 1/2"	67 7/8"	33 3/8"	33 3/8"	29"

## ROOM TO BREATHE

Your LG Refrigerator needs a little room to breathe to make sure there is no over-heating within its designated space. The majority of models will need at least the following space measurements:



Not leaving proper space could result in poor refrigerator performance and possibly even fire. Please make sure to leave at least the recommended distances listed above.



## INSTALLATION NEEDS

- Dedicated 120V Grounded 3-prong electrical outlet at the back of the space
- Water Hose (if Ice & Water Refrigerator)
- A clean, solid and level floor

If your purchase includes installation, your LG refrigerator will be unboxed, put in place, connected to the appropriate sources and leveled. It will also be tested to make sure that everything works correctly. All packing material will be removed from your home and restored to its original condition.

### LG Electronics U.S.A., Inc.

1000 Sylvan Avenue Englewood Cliffs, NJ 07632  
Customer Service and Technical Support: (800) 243-0000

[LG.com](http://LG.com)

Design, features and specifications are subject to change without notice. Non-metric weights and measurements are approximate.

© 2014 LG Electronics USA, Inc. All rights reserved. "LG Life's Good" is a registered trademark of LG Corp. All other product and brand names are trademarks or registered trademarks of their respective companies. 12/8/14