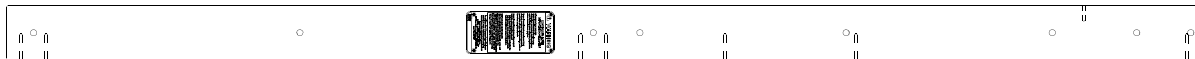




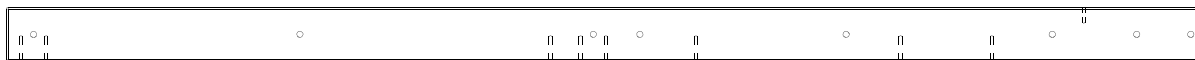
Wood Components (Not to Scale)



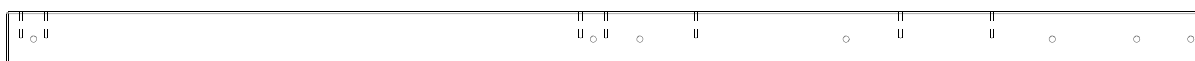
E1 | RIGHT FRONT UPRIGHT - W4L13208
(1) | 1 3/8"x3 3/8"x75" (36x86x1905)



E2 | POST ASSEMBLY - W2A02839
(1) | 1 7/16"x3 3/8"x75" (36x86x1905)



E3 | LEFT BACK UPRIGHT - W4L13210
(1) | 1 3/8"x3 3/8"x75" (36x86x1905)



E4 | RIGHT BACK UPRIGHT - W4L13211
(1) | 1 3/8"x3 3/8"x75" (36x86x1905)



E77 | ANGLE BRACE - W4L13293
(2) | 1 3/8"x3 3/8"x72 7/8" (36x86x1850)



F1 | UPRIGHT - W4L13283
(1) | 1 7/16"x2 3/8"x43 3/4" (36x60x1111)



F2 | UPRIGHT - W4L13284
(1) | 1 7/16"x2 3/8"x43 3/4" (36x60x1111)



G1 | TOP RAIL - W4L13219
(1) | 1"x5 1/4"x37" (24x134x940)




G2 | TOP RAIL - W4L13228
(1) | 1"x5 1/4"x37" (24x134x940)



H1 | FLOOR RAIL - W4L13212
(1) | 1"x3 3/8"x36 5/8" (24x86x930)



H2 | FLOOR RAIL - W4L13213
(2) | 1"x3 3/8"x26" (24x86x660)




H3 | FLOOR RAIL - W4L13221
(1) | 1"x3 3/8"x24 1/8" (24x86x612)



H4 | FLOOR SUPPORT - W4L13222
(4) | 1"x3 3/8"x3 3/8" (24x86x86)



H5 | TOP RAIL - W4L13227
(2) | 1"x3 3/8"x36 5/8" (24x86x930)



H6 | ANGLE BRACE - W4L13288
(1) | 15/16"x3 3/8"x40 1/16" (24x86x1018)




H7 | ANGLE BRACE - W4L13290
(2) | 15/16"x3 3/8"x11 13/16" (24x86x300)




H8 | FLOOR RAIL - W4L13295
(1) | 1"x3 3/8"x36 5/8" (24x86x930)



H79 | END SUPPORT - W4L13294
(1) | 1"x3 1/2"x39 1/2" (24x86x1000)




J1 | UPRIGHT - W4L13226
(1) | 1"x2"x36" (24x52x914)



J2 | PICKET - W4L13282
(2) | 1"x2 3/8"x15 1/8" (24x60x385)



Wood Components (Not to Scale)



J3 | SAFETY RAIL - W4L13299
(1) | 1"x2 3/8"x36 5/8" (24x60x930)



L1 | FLOOR BOARD - W4L13223
(1) | 5/8"x4 3/8"x33 3/4" (16x112x856)



L2 | FLOOR BOARD - W4L13225
(1) | 5/8"x4 3/8"x33 3/4" (16x112x856)




L3 | LADDER RUNG - W4L13285
(1) | 5/8"x4 3/8"x16 7/8" (16x112x430)




L4 | LADDER RUNG - W4L13286
(4) | 5/8"x4 3/8"x16 7/8" (16x112x430)




L5 | TOP LADDER RUNG - W4L13287
(1) | 5/8"x4 3/8"x16 7/8" (16x112x430)



M1 | GROUND RAIL - W4L13215
(1) | 5/8"x3 3/8"x36 5/8" (16x86x930)




M2 | GROUND RAIL - W4L13216
(1) | 5/8"x3 3/8"x25 3/8" (16x86x644)



M3 | ANGLE GROUND RAIL - W4L13217
(1) | 5/8"x3 3/8"x65 5/8" (16x86x1666)



M4 | FLOOR BOARD - W4L13224
(5) | 5/8"x3 3/8"x36 5/8" (16x86x930)



SB74 | SWING BEAM 2 POSITION - W4L13291
(1) | 2"x5 1/4"x68 3/4" (50x134x1745)



M5 | GROUND RAIL - W4L13209
(1) | 5/8"x3 3/8"x36 5/8" (16x86x930)




M6 | GROUND RAIL - W4L13296
(1) | 5/8"x3 3/8"x21 3/8" (16x86x542)




M77 | SLIDE BRACE - W4L13297
(1) | 5/8"x3 3/8"x14 1/4" (16x86x362)



M78 | SLIDE BRACE - W4L13298
(1) | 5/8"x3 3/8"x14 1/4" (16x86x362)




N1 | SIDE RAIL - W4L13214
(7) | 5/8"x2 3/8"x24 1/8" (16x60x612)




N2 | SIDE RAIL - W4L13218
(3) | 5/8"x2 3/8"x36 5/8" (16x60x930)



N3 | TOP RAIL - W4L13220
(1) | 5/8"x2 3/8"x36 5/8" (16x60x930)




N4 | TOP RAIL - W4L13229
(2) | 5/8"x2 3/8"x21 1/8" (16x60x538)



N5 | TOP RAIL - W4L13280
(1) | 5/8"x2 3/8"x36 5/8" (16x60x930)



N6 | PICKET - W4L13281
(4) | 5/8"x2 3/8"x15 1/8" (16x60x385)




T1 | FLOOR SUPPORT - W4L13289
(2) | 15/16"x1 5/16"x17 1/4" (24x34x438)



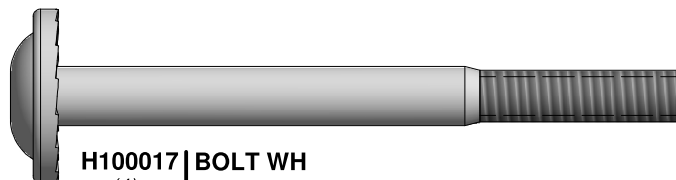
W71 | SWING BEAM SUPPORT - W4L13292
(1) | 2"x3 3/8"x44 1/4" (50x86x1123)



Hardware Components



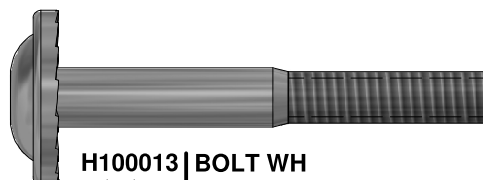
H100021 | BOLT WH
(1) | 5/16x4 1/2



H100017 | BOLT WH
(4) | 5/16x3 1/4



H100029 | LAG SCREW WH
(1) | 5/16x3



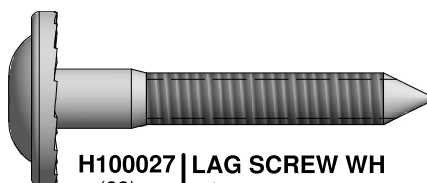
H100013 | BOLT WH
(11) | 5/16x2 1/4



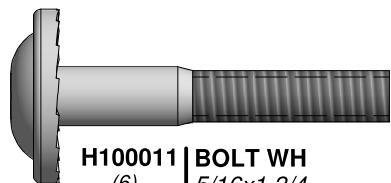
H100028 | LAG SCREW WH
(8) | 5/16x2 1/2



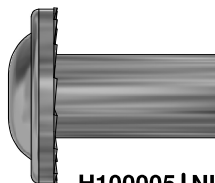
H100012 | BOLT WH
(20) | 5/16x2



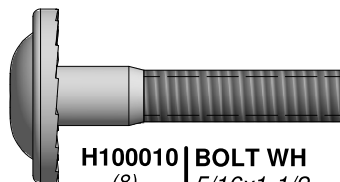
H100027 | LAG SCREW WH
(22) | 5/16x2



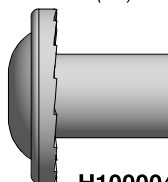
H100011 | BOLT WH
(6) | 5/16x1 3/4



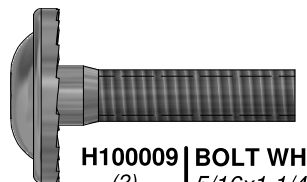
H100005 | NUT BARREL WH
(10) | 5/16x7/8



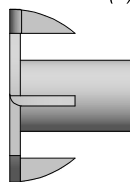
H100010 | BOLT WH
(8) | 5/16x1-1/2



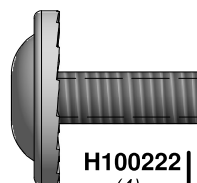
H100004 | NUT BARREL WH
(7) | 5/16 x 5/8



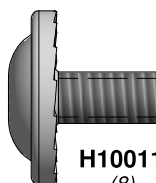
H100009 | BOLT WH
(2) | 5/16x1 1/4



H100074 | T-NUT
(49) | 5/16

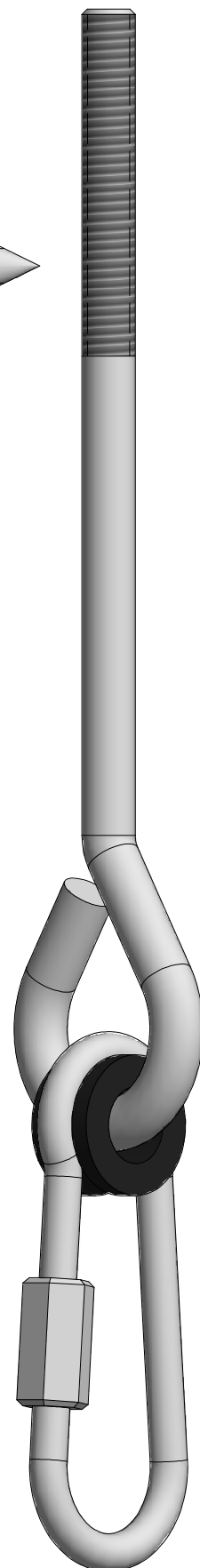


H100222 | BOLT WH
(4) | 5/16x3/4




H100115 | BOLT WH
(8) | 5/16x1/2

H100099 | SWING HANGER
(4) | 5/16x9 1/2

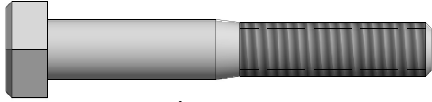




Hardware Components



H100047 | BOLT HEX
(2) | 5/16x2 3/4



H100044 | BOLT HEX
(2) | 5/16x2



H100042 | BOLT HEX
(2) | 5/16x1 1/4



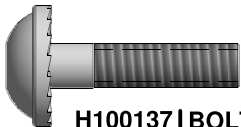
H100649 | LAG SCREW WH
(3) | 1/4x2 1/2




H100145 | LAG SCREW WH
(3) | 1/4x1 1/2



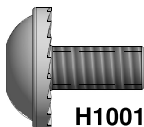
H100142 | BOLT WH
(2) | 1/4x1-1/4



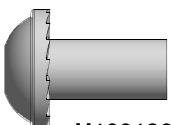
H100137 | BOLT WH
(4) | 1/4x1



H100490 | BOLT WH
(7) | 1/4x5/8



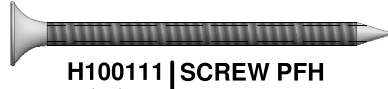
H100141 | BOLT WH
(2) | 1/4 x 1/2"



H100136 | NUT BARREL WH
(7) | 1/4x5/8




H100090 | SCREW PFH
(22) | 8x2 1/2"



H100111 | SCREW PFH
(13) | 8x2



H100089 | SCREW PFH
(11) | 8x1 3/4



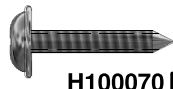
H100086 | SCREW PFH
(71) | 8x1 1/2



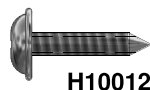
H100088 | SCREW PFH
(17) | 8x1 1/8



H100121 | SCREW PFH
(9) | 8x3/4



H100070 | SCREW PWH
(11) | 8x3/4



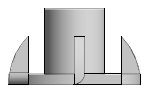
H100128 | SCREW PWH
(11) | 8x5/8



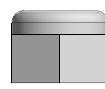
H100392 | SCREW PWH BLK
(7) | 8x3/4



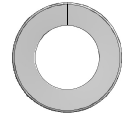
H100063 | BOLT PTH
(9) | 1/4x3/4



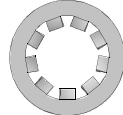
H100072 | T-NUT
(18) | 1/4




H100110 | NUT LOCK
(7) | 5/16



H100095 | WASHER SPLIT
(4) | 5/16




H100108 | WASHER LOCK INT
(9) | 8x15



H100138 | WASHER LOCK EXT
(8) | 6x15



H100139 | WASHER LOCK EXT
(7) | 8x15



H100030 | WASHER LOCK EXT
(72) | 8x19



H100031 | WASHER LOCK EXT
(11) | 12x19



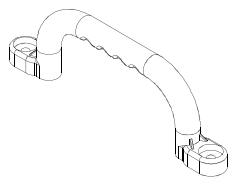
H100105 | WASHER FLAT
(13) | 8x27



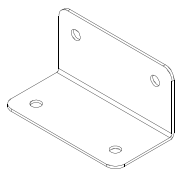
H100103 | WASHER SAFETY
(4) | 17x30



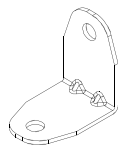
Accessory Components (Not to Scale)



A100028 | **HAND GRIP**
(2) | **GREEN PLASTIC**



A100140 | **L BRACKET**
(2) | **66x66x127**



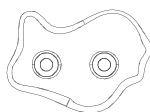
A4M01046 | **L BRACKET**
(2) | **2.5x38x55x55**



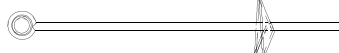
A4M01110 | **90° L-BRACKET -**
(6) | **BLK**



A100175 | **BYD ID TAG**
(1) | **(MEDIUM) AGES**
3-10



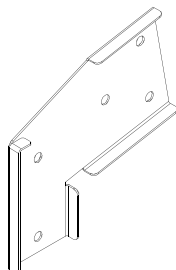
A6P00037 | **GREEN HC ROCK**
(4) | **#2**



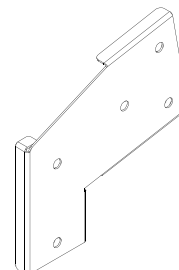
A100178 | **AUGER GROUND**
(6) | **STAKE**




A100314 | **"A" REVISION**
(1) | **TAG**



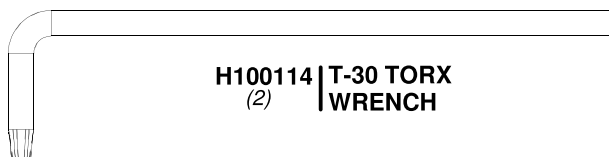
A100325 | **SWING BEAM**
(1) | **EXTENSION**
BRACKET-LEFT



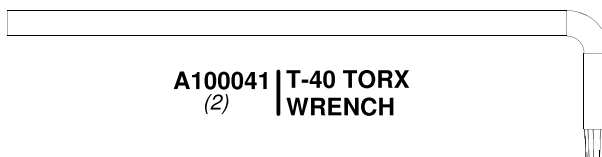
A100326 | **SWING BEAM**
(1) | **EXTENSION**
BRACKET-RIGHT




A6P00397 | **ROPE-CHAIN GREEN /**
(2) | **SEAT GREEN**




H100114 | **T-30 TORX**
(2) | **WRENCH**



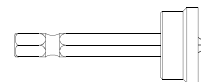
A100041 | **T-40 TORX**
(2) | **WRENCH**



H100147 | **T-30 TORX BIT**
(2)



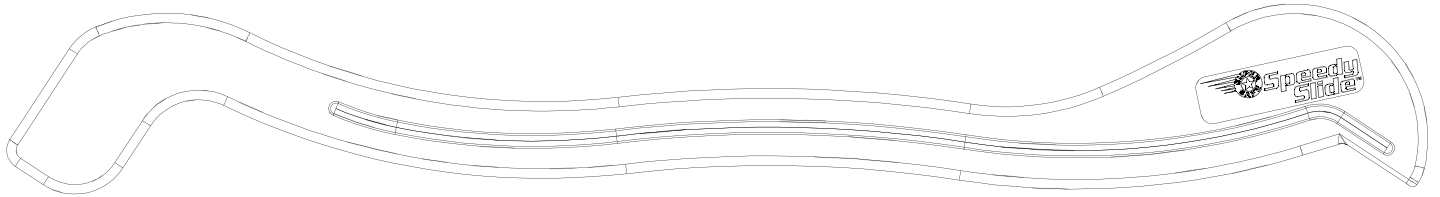
A100042 | **T-40 TORX BIT**
(2)



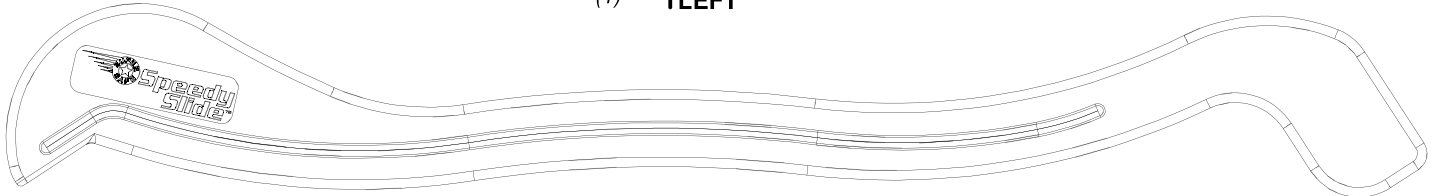
H100764 | **SCREW SETTER**
(1)



Accessory Components (Not to Scale)




A6P00389 | 6 FT SLIDE RAIL
(1) | LEFT



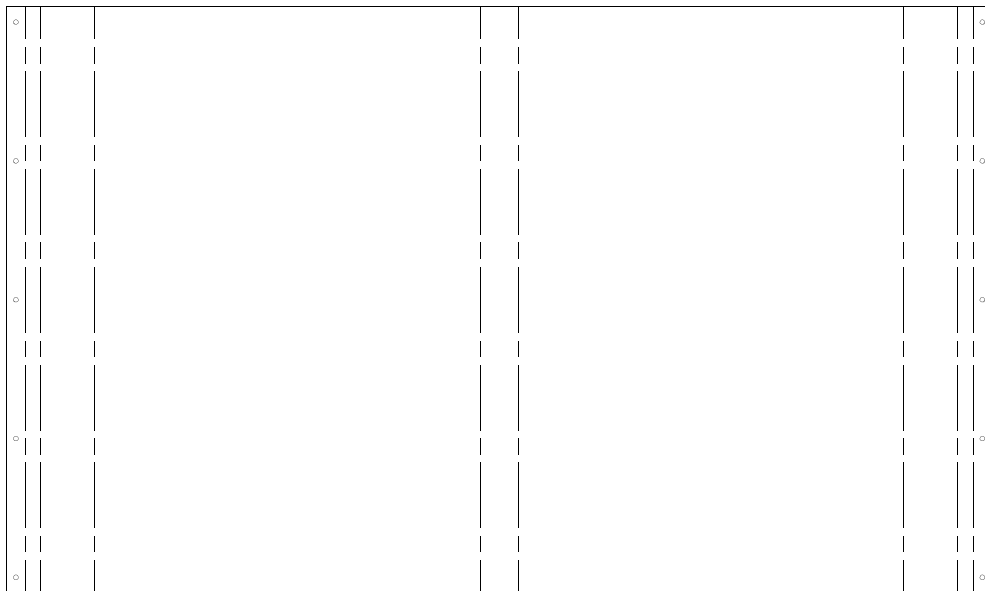
A6P00390 | 6 FT SLIDE RAIL
(1) | RIGHT




A6P00391 | 6 FT SLIDE BED
(1)



A6P00323 | CHALK BOARD
(1)



A6P00379 | ROOF TARP
(1)



A6P00380 | MESH PANEL
(2)