


# USE AND CARE GUIDE

---

## BAR CART



Questions, problems, missing parts? Before returning to the store,  
call Home Decorators Collection Customer Service.  
8 a.m. – 7 p.m., EST, Monday – Friday, 9 a.m. – 6 p.m., EST, Saturday

**1-800-998-7021**

**[HOMEDEPOT.COM/HOMEDECORATORS](http://HOMEDEPOT.COM/HOMEDECORATORS)**

---

### THANK YOU

*We appreciate the trust and confidence you have placed in Home Decorators Collection through the purchase of this bar cart. We strive to continually create quality products designed to enhance your home. Visit us online to see our full line of products available for your home improvement needs. Thank you for choosing Home Decorators Collection!*

# Table of Contents

Table of Contents .....	2	Pre-assembly (continued) .....	4
Safety Information .....	2	Package Contents .....	4
Warranty .....	2	Assembly .....	5
3 Year Warranty .....	2	Assembly .....	6
What is Covered .....	2	Maintenance .....	7
What is Not Covered .....	2	Care and Cleaning .....	7
Pre-assembly .....	3		
Planning Assembly .....	3		
Hardware Included .....	3		

## Safety Information



### DANGER

- Keep small parts away from children during assembly.
- Read and follow instructions carefully.



### WARNING

- Read these instructions carefully and keep in a safe place.
- TO GUARANTEE THE SAFE USE OF THIS PRODUCT, FOLLOW THE WARNINGS, GUIDELINES AND RECOMMENDATIONS IN THIS MANUAL.
- Adult assembly required.
- Small parts may present choking hazard prior to assembly.
- Some assembly may involve attaching glass or mirrors.
- Be very careful handling the glass or mirrors, as severe injury may result if the glass or mirror breaks.
- Never handle large pieces of glass or mirrors by yourself.
- Do not place heavy objects on the glass table top.
- The load capacity of each shelf is 20lbs.



### CAUTION

- Do not use power tools to assemble your furniture. Power tools may strip or damage parts/product.
- Do not overtighten connectors (screws, bolts, etc.). Overtightening can lead to product damage.
- Be sure to check all packing materials carefully for small parts that may have come loose inside the carton during shipment. If parts are missing, contact THE HOME DEPOT to obtain any missing parts.
- DO NOT USE SUBSTITUTE PARTS.
- This product should be used on a flat, level surface.
- Bar cart is not intended for commercial use.

## Warranty

### 3 YEAR WARRANTY

#### WHAT IS COVERED

We guarantee this product to be free of manufacturing defects to the original purchaser for three years.

#### WHAT IS NOT COVERED

This warranty does not cover commercial use, acts of nature, and abusive use.

# Pre-assembly

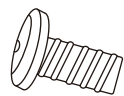
## PLANNING ASSEMBLY

Keep children and pets away from the assembly area. Ensure your area is large enough to unpack, sort, and assemble the unit.

## HARDWARE INCLUDED



NOTE: Hardware not shown to actual size.



\_\_\_\_ AA



\_\_\_\_ BB

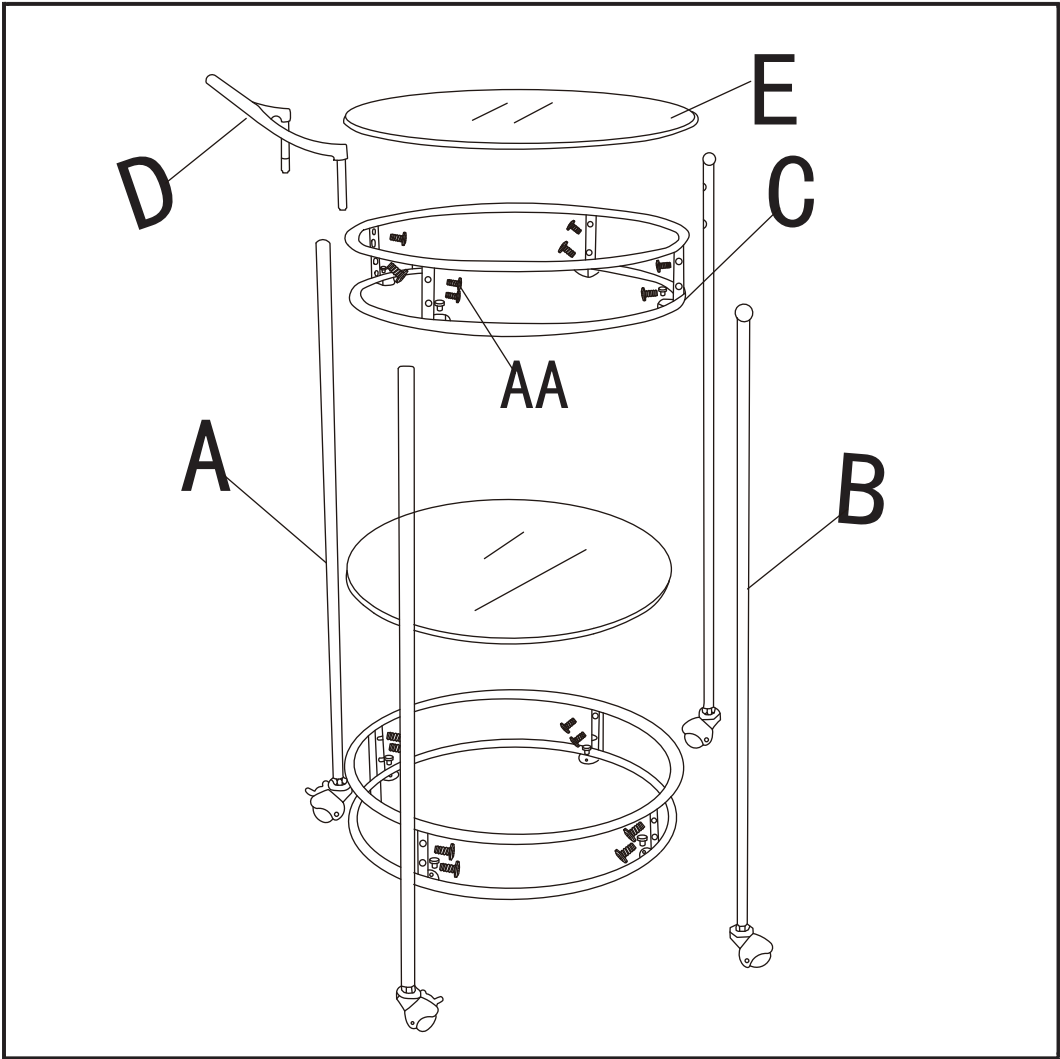


\_\_\_\_ CC

Part	Description	Quantity
AA	Bolt	16
BB	Allen wrench	1
CC	Glass bumper	8

Pre-assembly (continued)

PACKAGE CONTENTS

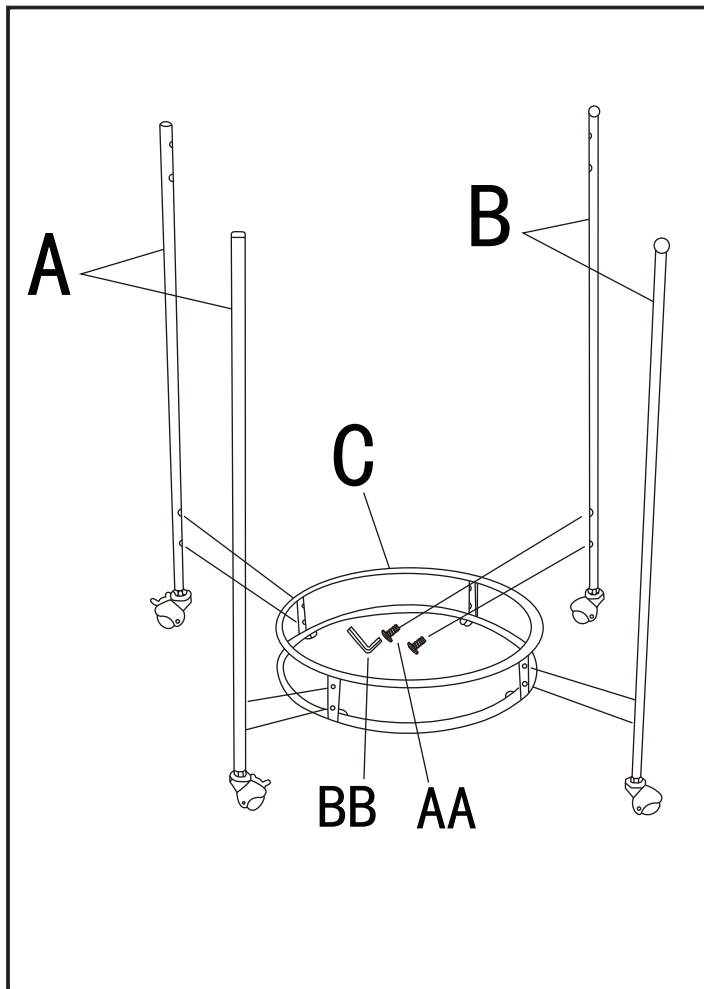


Part	Description	Quantity
A	Metal legs for 2 sides	2
B	Metal legs for another 2 sides	2
C	metal frames for top and bottom	2
D	metal handle	1
E	Glass panels	2

# Assembly

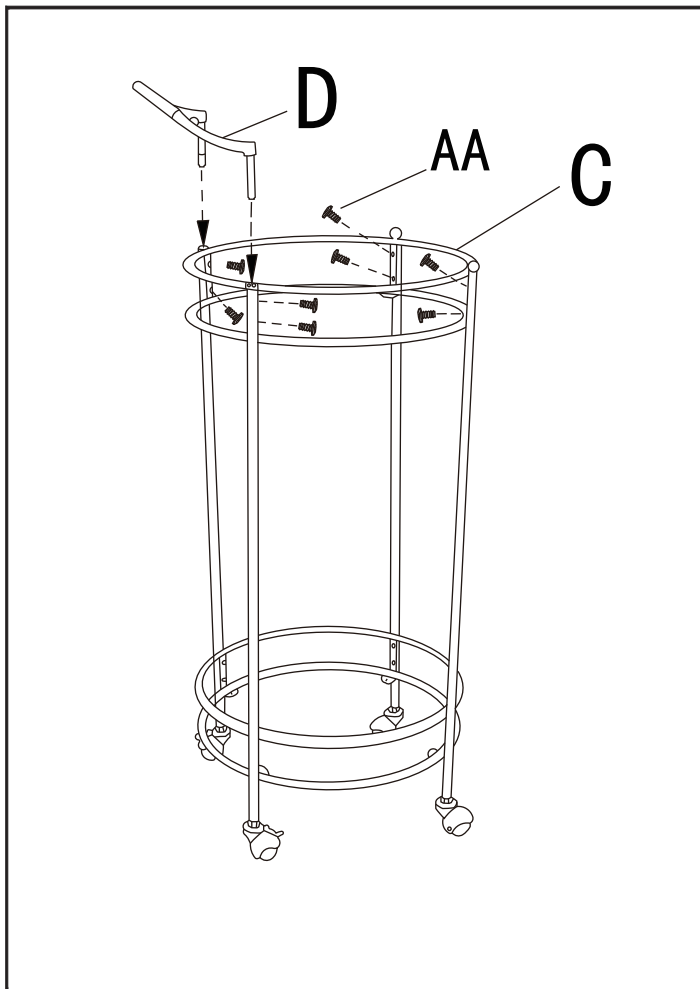
## 1 Attaching metal bottom frame

- Attach bottom frame (C) to four legs (A) and (B) with bolts (AA)



## 2 Attaching the metal top frame and handled

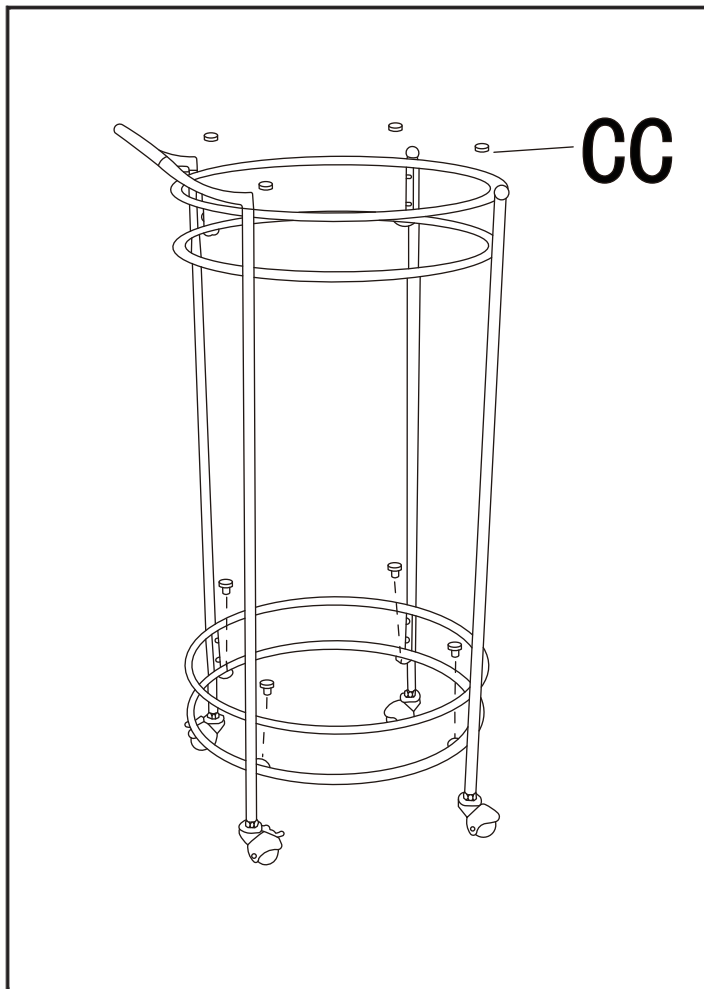
- Attach top frame (C) to four legs (A) and (B) and then insert the handle (D) to the legs (A) with bolts (AA)



## Assembly

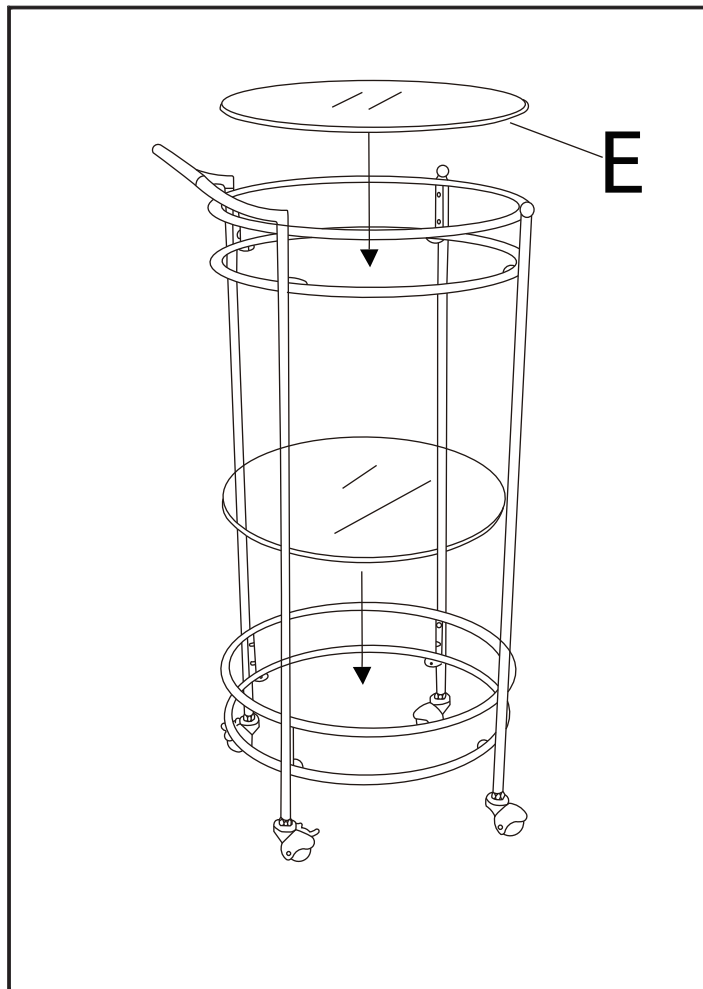
### 3 Attaching glass bumper

- Attach four glass bumpers (CC) to each level of the frame assembly



### 4 Placing the glass panel

- Place the glass panels (E) onto each level of the assembly.



## Maintenance

---

- Blot spills immediately. Spot clean with a damp cloth and mild detergent.

## Care and Cleaning

---

- For best results, clean with a damp cloth and dry thoroughly.
- Store in dry sheltered place when not in use.

# HOME DECORATORS COLLECTION®

Questions, problems, missing parts?  
Before returning to the store, call Home Decorators Collection Customer Service.  
8 a.m. – 7 p.m., EST, Monday – Friday, 9 a.m. – 6 p.m., EST, Saturday

**1-800-998-7021**

**[HOMEDEPOT.COM/HOMEDECORATORS](http://HOMEDEPOT.COM/HOMEDECORATORS)**

Retain this manual for future use.