

Top Freezer Refrigerator

FFHT1425V W/B/V

13.9 Cu. Ft. Top Freezer



Product Dimensions

Height	59-7/8"
Width	27-5/8"
Depth	25-1/4"
Depth (w/ Handle)	29-3/8"
Depth(w/ 90° Door Open)	54"

More Easy-To-Use Features

Ice Maker Ready

Enjoy the largest bucket capacity available without sacrificing valuable freezer space thanks to our easy-to-install, optional slim ice maker.

Energy Star Certified

Save money and maximize energy efficiency with this Energy Star-certified top-freezer refrigerator.

A.D.A. - Compliant¹

With accessible shelving, and controls that are positioned within arm's reach and allow one-hand operation, our top-freezer refrigerator is A.D.A.-Compliant.



Available in:



White
(W)



Black
(B)



Brushed
Steel
(V)

Signature Features

EvenTemp® Cooling System

Prevent warm spots and unwanted freezing with our EvenTemp® cooling system's optimized airflow that ensures a consistent temperature throughout your refrigerator.

Flexible Interior Storage System

Find a place for everything with our flexible interior storage options designed for busy families, including full-width glass shelving in the freezer and refrigerator, a sliding half-width deli drawer, and spacious door bins.

Humidity-Controlled Crisper Drawer

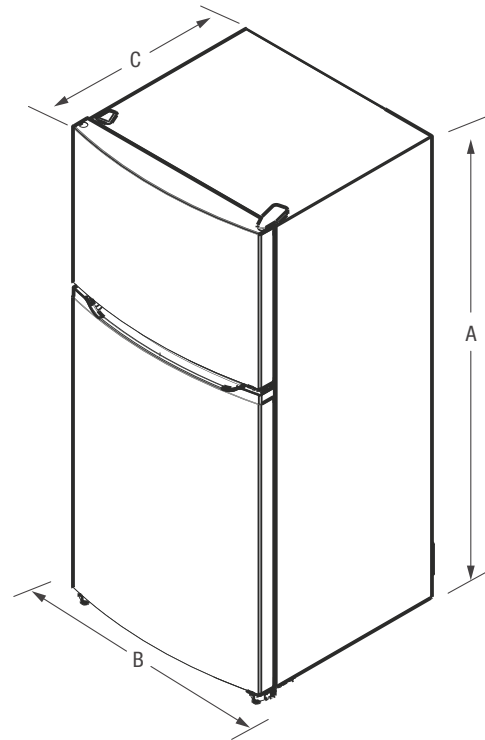
Keep produce fresher longer, so you waste less and save money with our humidity-controlled crisper drawer.

Auto-Close Doors

Avoid spoiled food and soupy ice cream with our auto-close doors, which ensure that your refrigerator and freezer are never left slightly open by mistake.

¹When properly installed, this model is A.D.A.-qualified based on the United States Access Board's A.D.A./A.B.A. Accessibility Guidelines and the Department of Justice's 2010 A.D.A. Standards for Accessible Design.

Features	
Door Design	Arc
Door Handle Design	Integrated
Cabinet Finish (Textured)	Color-Coordinated
Door Stops	Yes
Door Hinge Covers	Color-Coordinated
Door Reverse Option	Yes
Rollers - Front/Rear	Fixed
Refrigerator Features	
Interior Lighting	LED
Refrigerator Shelves	2 Adjustable Glass
Deli Drawer	Half-Width Sliding Deli Drawer
Crisper Drawers	1 Clear
Humidity Controls	1
Door Bins	2 White Gallon Door Bins, 1 White Half Gallon Door Bin
Freezer Features	
Door Bins	2 Fixed White
Freezer Shelves	1 Full-Width Glass
Factory Ice Maker w/ Large Ice Bin	Optional (PN #IM117)
Certifications	
A.D.A. - Compliant ¹	Yes
Specifications	
Total Capacity (Cu. Ft.)	13.9
Refrigerator Capacity (Cu. Ft.)	10.0
Freezer Capacity (Cu. Ft.)	3.9
Power Supply Connection Location	Right Bottom Rear
Water Inlet Connection Location	Left bottom Rear
Voltage Rating	120V / 60Hz
Minimum Circuit Required (Amps)	15
Shipping Weight (Approx.)	135 Lbs.



¹When properly installed, this model is A.D.A.-qualified based on the United States Access Board's A.D.A./A.B.A. Accessibility Guidelines and the Department of Justice's 2010 A.D.A. Standards for Accessible Design.

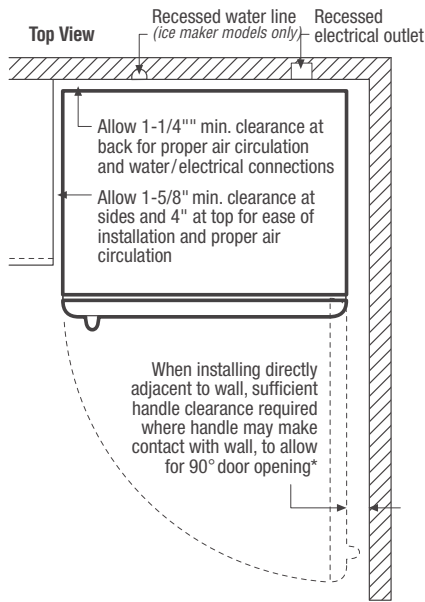
²For use on adequately wired 120V, dedicated circuit having 2-wire service with a separate ground wire. Appliance must be grounded for safe operation.

NOTE: For planning purposes only. Always consult local and national electric and plumbing codes. Refer to Product Installation Guide for detailed installation instructions on the web at frigidaire.com.

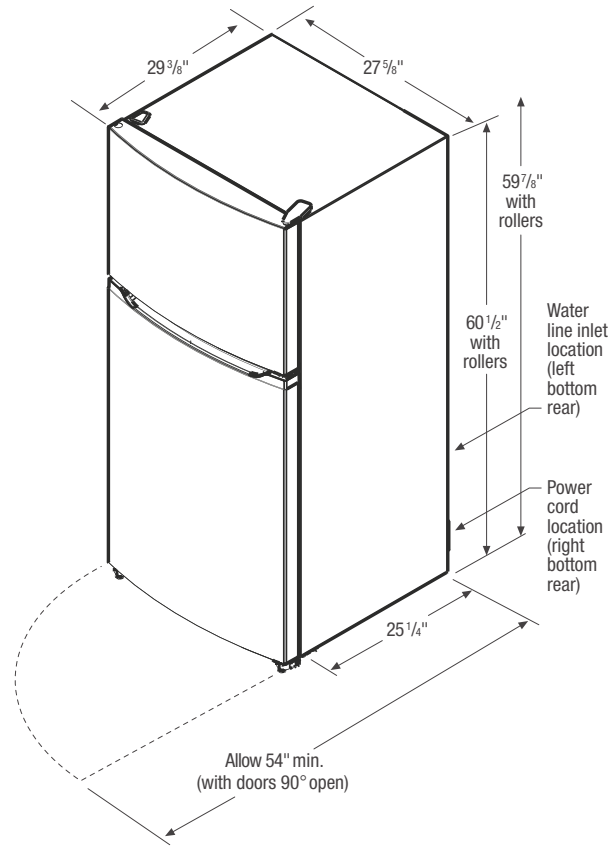


Product Dimensions	
A - Height (Incl. Hinges & Rollers)	60 1/2"
B - Width	27 5/8"
C - Depth (Incl. Door)	29 3/8"
Depth with Door Open 90°	54"

Accessories information available on the web at frigidaire.com



* When installing refrigerator adjacent to wall, cabinet or other appliance that extends beyond front edge of unit, 24" minimum clearance recommended to allow for optimum 120° door swing, providing complete crisper access and removal. (Absolute 3" minimum clearance will ONLY allow for 90° door swing which will provide limited crisper access with restricted removal.)



Top Mount Refrigerator Specifications

- Product Shipping Weight (approx.) - 135 Lbs.
- An electrical supply with grounded three-prong receptacle is required. The power supply circuit must be installed in accordance with current edition of National Electrical Code (NFPA 70) and local codes & ordinances.
- Voltage Rating - 120V/60 Hz/15 Amps
- Max Connected Load (kW Rating) @ 120 Volts = .36kW
- Max Amps @ 120 Volts = 3.0 Amps
- Always consult local and national electric & plumbing codes.
- Floor should be level surface of hard material, capable of supporting fully loaded refrigerator.
- To ensure optimum performance, do not install in areas where temperature drops below 55°F or rises above 110°F and avoid installing in direct sunlight or close proximity to range, dishwasher or other heat source.

- For proper ventilation, front grille MUST remain unobstructed.
- Recess electrical outlet when possible.
- Optional Ice Maker Kit (PN# IM117) available for installation in ice maker-ready models only.
- Water recess on rear wall recommended to prevent water line damage.
- Water Pressure - Cold water line must provide between 30 and 100 pounds per square inch (psi).
- Copper tubing with 1/4" O.D. recommended for water supply line with length equal to distance from rear of unit to household water supply line plus 7 additional feet. Optional Water Supply Installation Kits available.

Note: For planning purposes only. Refer to Product Installation Guide on the web at frigidaire.com for detailed instructions.

Optional Accessories

- Ice Maker Kit - (PN# IM117).