

# INSTRUCTION SHEET

# POWERTEC®

## Complete Doweling Jig Kit



**NOTE:** These doweling jigs can be used with any size stock, but each individual jig is designed for a specific size stock.

71497: 3/8" doweling jig to center dowels in 3/4" stock

71496: 1/4" doweling jig to center dowels in 1/2" stock

71498: 1/2" doweling jig to center dowels in 1" stock.

**NOTE:** Failure to follow these instructions could result in misalignment

## PACKAGING CONTENTS

1 - 71497: 3/8" doweling jig (contains jig, cobalt 3/8" drill bit, stop collar and hex wrench)

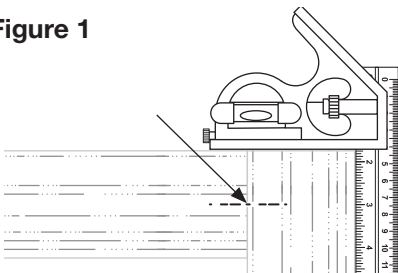
1 - 71496: 1/4" doweling jig (contains jig, cobalt 1/4" drill bit, stop collar and hex wrench)

1 - 71498: 1/2" doweling jig (contains jig, cobalt 1/2" drill bit, stop collar and hex wrench)

## TO USE

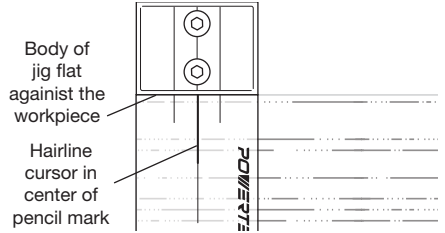
1. Use a square to draw a straight line where the two pieces will be joined. See Figure 1.

Figure 1



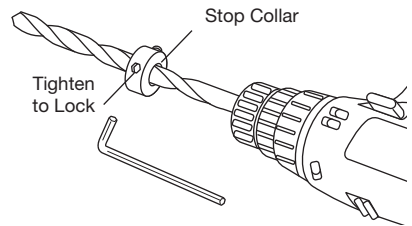
2. Place the body of the jig flat on the workpiece
3. With the body flat on the workpiece, set the hairline cursor in the center of the pencil mark. See Figure 2.

Figure 2



4. Clamp the jig to the workpiece. **MAKE SURE** the hairline cursor and pencil mark are still aligned.
5. Determine the depth of the hole to be drilled based on the length of the dowel being used.
6. Set the stop collar and tighten the clamp screw. See Figure 3.

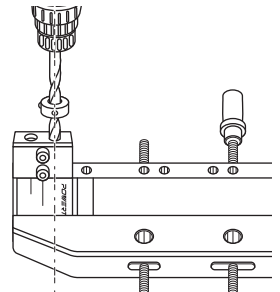
Figure 3



7. Drill the hole. **MAKE SURE** the set up and drill are as straight as possible. See Figure 4.

Figure 4

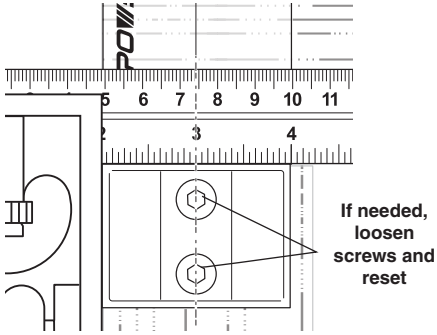
**IMPORTANT:**  
Keep setup and drill as straight as possible



8. Glue and assemble the pieces as per the dowel instructions.

**NOTE:** If after following the **To Use** instructions the marks are not properly aligning, use a square to verify the hairline is perpendicular to the body. If the hairline is NOT perpendicular, loosen the two screws, reset the hairline and re-tighten. See Figure 5.

**Figure 5**



Visit us on the web at [powertecproducts.com](http://powertecproducts.com)



Put these instructions and the original sales invoice in a safe, dry place for future reference.

Southern Technologies, LLC  
Waukegan, IL 60087