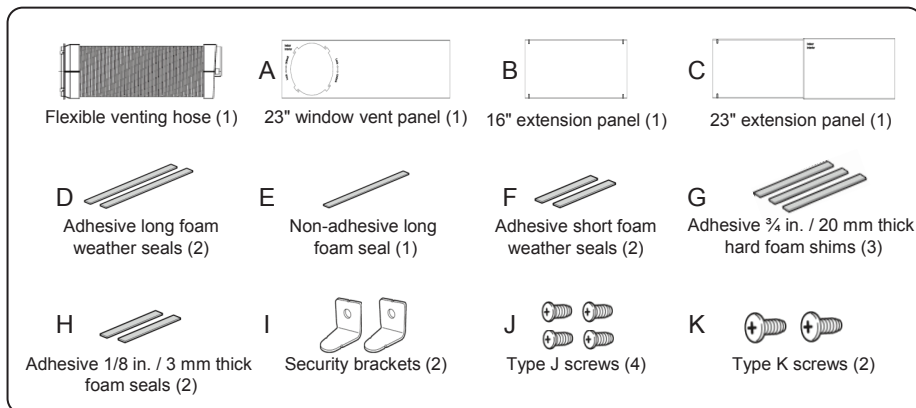
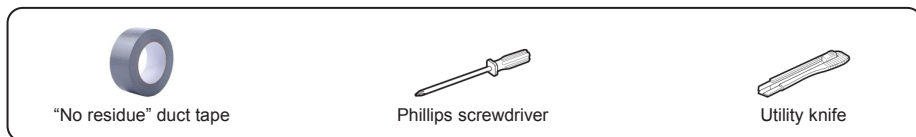


PREPARING FOR INSTALLATION

Contents of Installation Kit

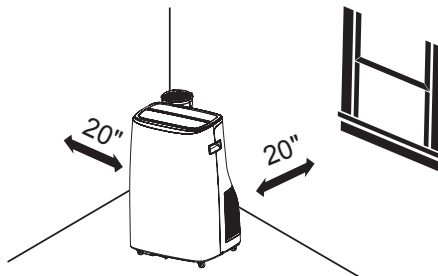


Tools and Materials Needed



SELECTION OF INSTALLATION LOCATION

- 1 Place the unit on a level floor.
- 2 For best performance, allow at least 20" of air space on all sides of the unit for good air circulation.
- 3 Place the unit near a window. The hose and diffuser will be used to connect the air conditioner to the window installation kit to vent exhaust air outside.



NOTE

After installation, the Hose length is approximately 35.5" or less for best performance.