

GREEN FENCE

SIZE:

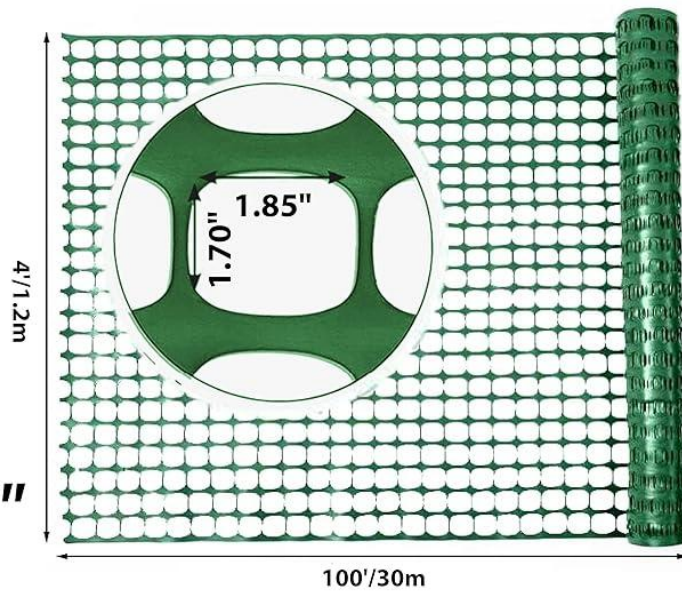
4' X 100'

WEIGHT:

8.73LB

MESH SIZE:

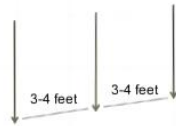
1.70" X 1.85"



How to install your safety fence

Step 1

Firmly drive fence stakes into the ground at intervals of approximately 3-4 feet.




Step 3

Use zip ties to secure the fence to the stake, pulling the fence taut as you move to the next stake. Repeat for each stake.



Step 2

Unroll the fence and attach it to the first stake.



Step 4

Tirm any excess fence as needed with scissors or utility knife.



*** Please use sturdy stakes and fasten tightly to ensure the fence's stability.**