


**HOME  
DECORATORS  
COLLECTION**

Model #: 4108 Stool

Item # : 1004248964, 1004248960  
1004248953, 1004248949

**USE AND CARE GUIDE**  
**4108 Stool**



**Questions, problems, missing parts?**  
**Before returning to the store, Customer Service.**  
**8 a.m. – 7 p.m., EST, Monday – Friday, 9 a.m. – 6 p.m.,**  
**EST, Saturday**

**1-800-998-7021**  
**HOMEDEPOT.COM/HOMEDECORATORS**

---

**THANK YOU**

*We appreciate the trust and confidence you have placed in Home Decorators Collection through the purchase of this product. We strive to continually create quality products designed to enhance your home. Visit us online to see our full line of products available for your home improvement needs. Thank you for choosing Home Decorators Collection!*

---

## Safety Information

1. **Make sure to assemble the product with two or more adults.**
2. **Suggest read the AI carefully before assembling and follow the steps and details.**
3. **Keep small parts away from the children during assembly.**



**WARNING:** Keep the product on level surface, the product may become unstable and tip if stored or moved on an unlevel surface, which may cause personal injury or product damage.

## Warranty

### 3 YEAR WARRANTY

#### WHAT IS COVERED

Product defects, the defects include circumstances where the frame has broken under normal use and no longer performance its function.

#### WHAT IS NOT COVERED

This warranty does not cover commercial use, acts of nature, and abusive use.

## Pre-Assembly

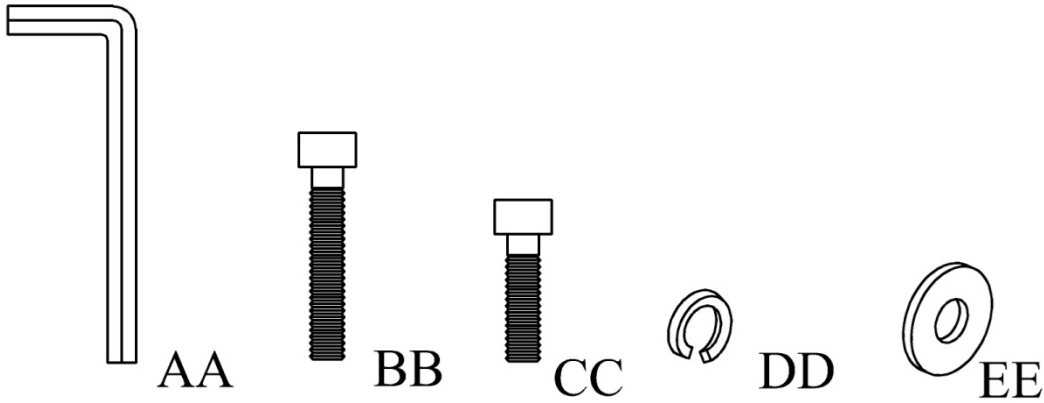
### PLANNING ASSEMBLY

Keep the children and pets away from build area, pay attention to the labels on the parts and don't throw away, otherwise, maybe it will be difficult for you to assemble the product.

## HARDWARE INCLUDED




Notes: AA, BB, CC , DD and EE are in the red hardware bag



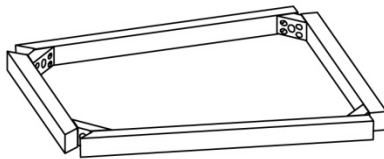
Part	Description	Quantity
AA	Wrench Ø8*65	1
BB	Bolt 8*60	8
CC	Bolt 8*45	4
DD	Spring washer	8
EE	Flat washer	8

## Pre-Assembly

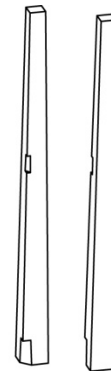
### PACKAGE CONTENTS



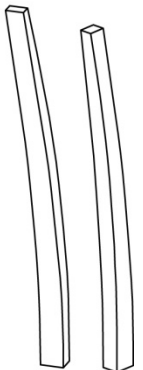
**A**



**B**



**C**



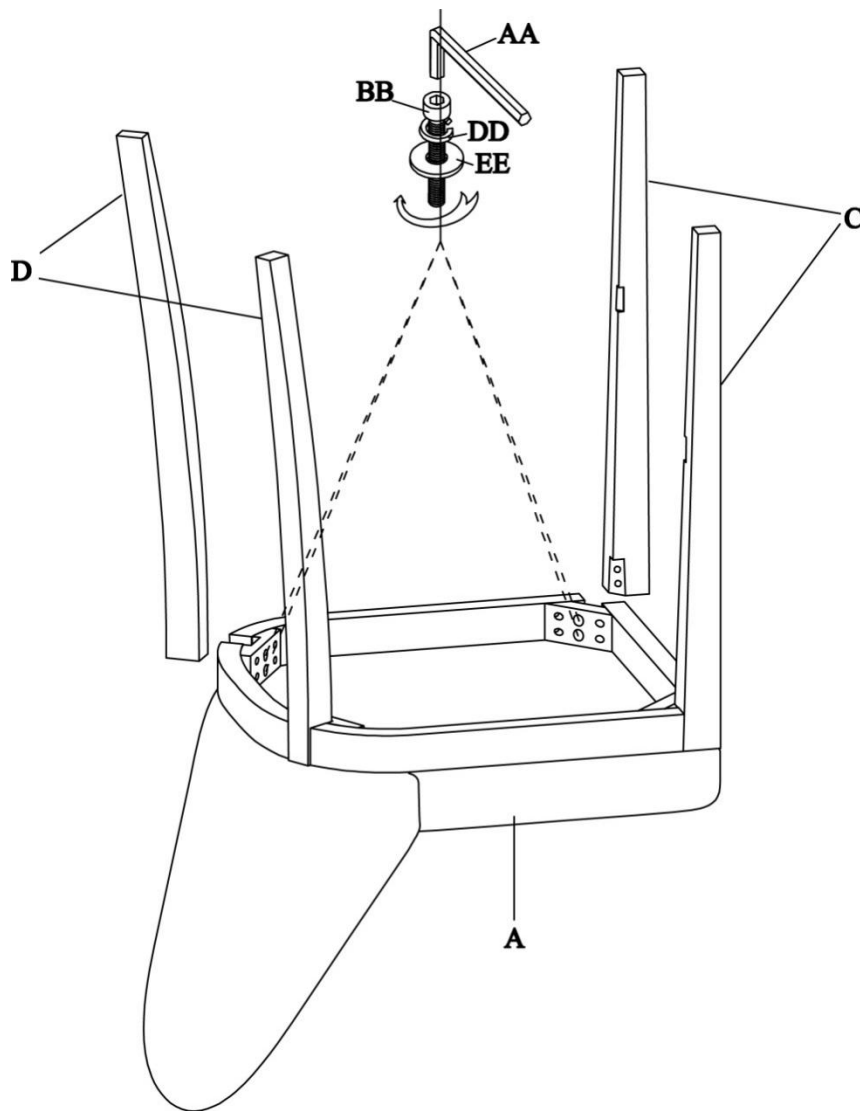
**D**

Part	THD Table Header, 10 pt.	Quantity
------	--------------------------	----------

A	Seat	1
B	Frame	1
C	Front leg	2
D	Rear leg	2

## Assembly

**Step 1: Assemble the front legs (C) and Rear legs(D) as the below photo Shows.**



# Assembly

Step 2: Assemble the frame (B) as below photo shows

