


## Fairfield Tall 40in Planter *Model 8801*

# MIS049-4



**PACKAGE CONTENTS:** 1x Fairfield Tall Planter

**MATERIAL:** Polyethylene

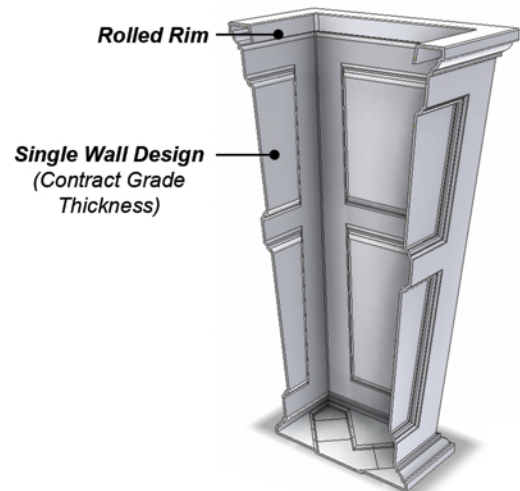
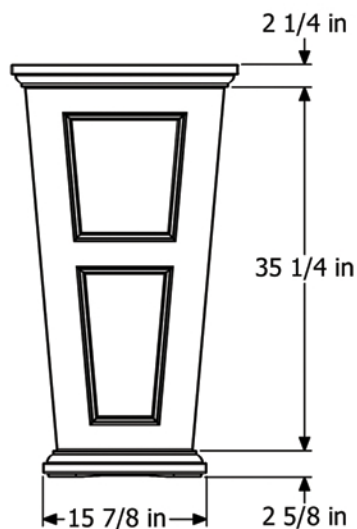
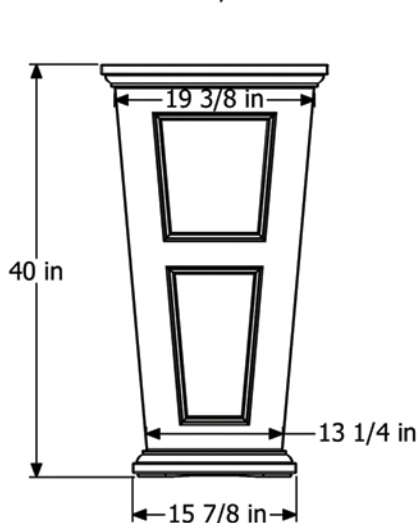
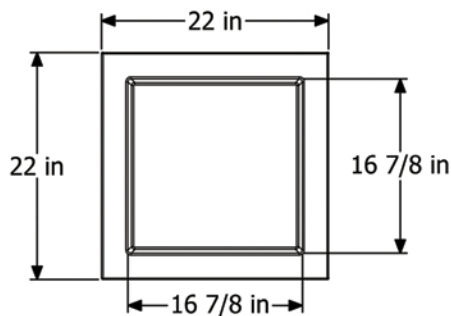
**IMPORTANT NOTE:**

- Drainage holes are not pre-drilled allowing the planters to be used indoors. For outdoor use drainage holes need to be drilled. See instructions on the reverse side for more details.
- Mayne contract grade planters are very durable but we still recommend lightweight fillers and potting mixes for optimal plant growth.

In the event of missing or defective parts, please email [customerservice@gomayne.com](mailto:customerservice@gomayne.com) or call our customer service department toll free at **866-363-8834** (available Monday through Friday, 8am-5pm EST).

### General Information:

- Read instructions carefully before planting
- To clean the product: For best results use a soap solution and high-pressure water.
- On the reverse side of this instruction sheet there are a few potting recommendations, but please consult your local garden centre or landscape horticulturist for more detailed information.
- All weather planters molded with high quality polyethylene and designed for year-round use
- 5-year commercial warranty




**Soil Capacity:** 40 gallons

**MAYNE**<sup>®</sup>  
Outdoor Products of Distinction  
[gomayne.com](http://gomayne.com) | [maynecontract.com](http://maynecontract.com)

## Potting Recommendations:

Due to the size of this planter we strongly recommend the use of a good quality potting mix that encourages proper drainage. For smaller plants or shrubs you can minimize the amount of potting mix required by filling the bottom with 10 to 12 inches of lightweight filler. Some suggestions for lightweight fillers include lava rock, mulch, wood chips, or foam packing peanuts (don't use foam packing peanuts if you are growing edible plants).



## Indoor Use:

To allow for indoor use, the Fairfield Tall planters do not come with any pre-drilled drainage holes.

## Outdoor Use:

For outdoor use, drainage holes need to be drilled to provide proper overflow of excess water. Failing to drill drainage holes may cause oversaturation of the planted goods and in some cases may cause bowing or bulging of the planter walls.

