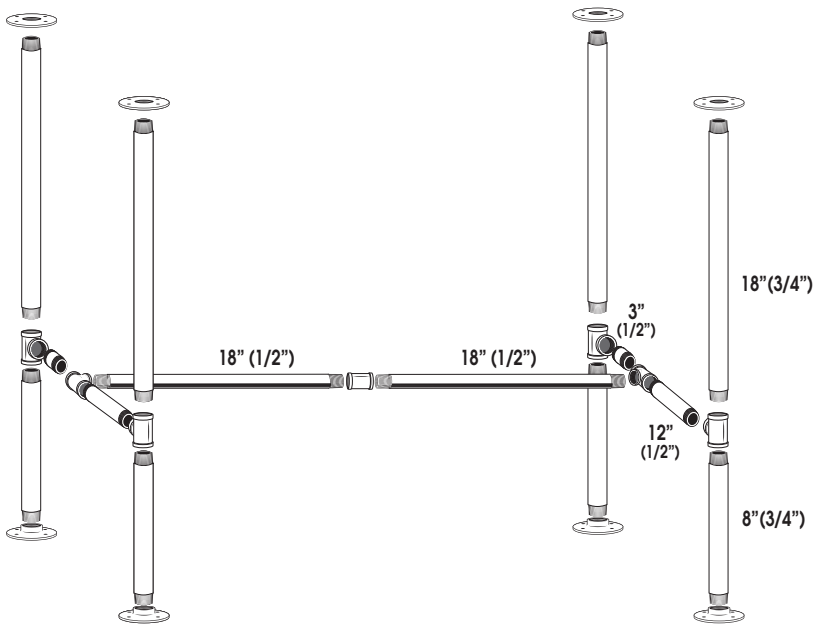


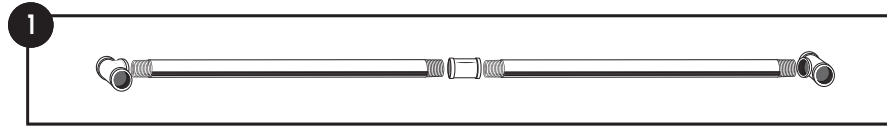
PIPE Décor™ H DIY PIPE DESK

We take pride in our customer service and your satisfaction is very important to us. If you have any questions or problems please contact us right away at help@jsupplies.com. Thank you for your business!

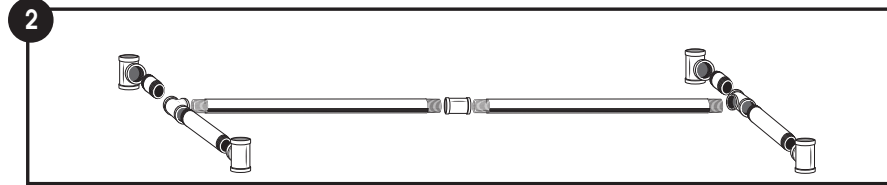


This kit is made of industrial grade authentic pipe. It is coated in oil post production to prevent rust. The kit should be cleaned and sealed to prevent rusting. See Clean and Seal sheet for more information on cleaning and sealing your pipe kit.

- 1. Connect 2 X 18" PIPE(H), 1 X COUPLING (I), 2a X TEES, as shown in box 1.**



- 2. Connect 1 X 3" (F) PIPE, 1 X 12" PIPE (E), and 2 X R-TEES to each side, as shown in box 2.**

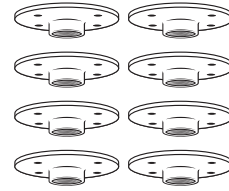


3. Connect 1 X 8" (3/4) PIPE (B) , 1 X 18" (3/4) PIPE (D), and 2 X FLANGES to each legs.


- 4. Loosen or tighten flanges to level table, and screw into table top.**

Flanges may scratch floor and pads are recommended.

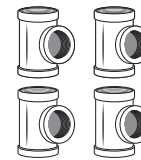
- A - 8 X FLANGES**




- B - 4 X 8" PIPE(3/4")**



- C - 4 X R-TEES



- D - 4 X 18" PIPE(3/4")**



- E - 2 X 12" PIPE(1/2")**



- F - 2 X 3" PIPE(1/2")**



- G - 2 X TEES**



- H - 2 X 18" PIPE (1/2")

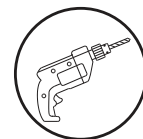


- ### I - 1 X COUPLING



- J - 16 X 3/4" SCREWS**

RECOMMENDED TOOLS



RECOMMENDED
FOR ATTACHING LEGS
TO TABLE TOP