



Prepare your surface before coating


PREP
UNCOATED WOOD OR CONCRETE*




1 Remove old or peeling coatings with a stain and finish stripper




2 Clean with wood cleaner such as No. 63 All-In-One Wood Cleaner




3 Rinse and allow wood to dry completely prior to applying coating



4 Prefill cracks



5 Apply 1st coat at 75 sq. ft. per gallon



6 Apply 2nd coat at 75 sq. ft. per gallon

*See product label for more details

Project Checklist

- ☐ 1/2" Nap Roller Cover (for Smooth & Textured finish)
- ☐ Stir Stick & Paint Tray
- ☐ Plastic Watering Can
- ☐ Concrete Surfaces: Paint Stripper to Remove Failing Coating (if necessary)
- ☐ Extra Textured Roller Cover (for Extra Textured finish)
- ☐ Drop Cloth
- ☐ Stiff Bristle Brush
- ☐ Painter's Tape
- ☐ Nylon/Polyester Brush
- ☐ Hose or Pressure Washer
- ☐ Wood Surfaces: Stripper such as BEHR PREMIUM® Wood Stain & Finish Stripper to Remove Failing Coating (if necessary)
- ☐ Roller Frame & Extension Pole
- ☐ Protective Equipment (gloves, goggles, etc)
- ☐ Wood or Concrete Cleaners

COVER IMAGE
deck: CHOCOLATE SC-129

Find Us On: [behr.com](#)

C-DECK-OVER
Item No. 50003180
09/24

Have a coating or product question?

Visit [behr.com](#) or call 1-800-854-0133 (U.S.).



ADVANCED
DECKOVER®

PRODUCT & COLOR GUIDE



SMOOTH, TEXTURED, OR EXTRA TEXTURED FINISH

RESURFACES PROPERLY PREPARED WEATHERED
WOOD & CONCRETE

Choose your color and finish

ADVANCED DECKOVER® RESURFACES PROPERLY PREPARED WEATHERED WOOD AND CONCRETE



ADVANCED DECKOVER SMOOTH

- Creates a smooth, waterproofing finish
- Conceals splinters & cracks up to 1/4"



ADVANCED DECKOVER TEXTURED

- Creates a textured, waterproofing finish
- For an extra textured finish, use the Extra Textured Roller Cover



SMOOTH




TEXTURED

Samples above are shown in REDWOOD SC-330



EXTRA TEXTURED




BARN RED
SC-112



REDWOOD
SC-330




CALIFORNIA RUSTIC
SC-130




CHOCOLATE
SC-129




PYRAMID
PFC-19



ADOBE BROWN
SC-148




TILE RED
PFC-04




TERRA COTTA
SC-118



CAPPUCCINO
SC-142




SABLE
SC-135



APPLEWOOD
SC-223




WOODBRIDGE
SC-116



BORDEAUX
SC-106



RUSSET
SC-117



DARK WALNUT
PFC-25



ENGLISH BROWN
SC-201



PADRE BROWN
SC-105



CHESTNUT
SC-110

★ Popular Color



DESERT SAND
SC-145



GOLDEN BEIGE
SC-158



ROSE BEIGE
SC-160



SAGE
SC-151



CAPE COD GRAY
SC-365



COASTAL GRAY
SC-249



CEDAR NATURALTONE
SC-533



CEDAR
SC-146



CHATHAM FOG
SC-154



SANDAL
SC-121



COLONY BLUE
SC-119



SILVER GRAY
PFC-68



REDWOOD NATURALTONE
SC-122



CASTLE GRAY
SC-147



TAUPE
SC-153



SEA FOAM
SC-132



STONEHEDGE
SC-125



HARBOR GRAY
SC-143



RED CEDAR
SC-152



ANTIQUE BRASS
SC-115




AGED GREY
SC-259




WOODLAND GREEN
SC-126



SLATE GRAY
PFC-63



DRIFT GRAY
SC-137




TUGBOAT
SC-141



WRANGLER BROWN
SC-109



SAGEBRUSH GREEN
SC-138



PONDEROSA GREEN
SC-120



FLAT TOP
PFC-65



PEWTER
SC-131



COFFEE
SC-103



CORDOVAN BROWN
SC-104




FOREST
SC-108



MOUNTAIN SPRUCE
SC-114



ATLANTIC
SC-101



SLATE
SC-102

★ Popular Color