

KHT410-33

33 Inch Dual Mount Single Bowl Stainless Steel Kitchen Sink

Sink Dimensions

Overall Dimensions: 33" x 22"

Bowl Dimensions: 30 1/2" x 17"

Sink Depth: 9"

Features

- 18 Gauge Stainless Steel Construction
- 3/8" Radius Corners in the Bowl for Ease of Cleaning
- Pre-drilled Soap Dispenser Hole with Provided Cap
- Single Bowl Dual Mount Sink
- Required Minimum Cabinet Size: 36" Left to Right, 24" Front to Back
- Rear Off-Set Drain
- 3 1/2" Drain Opening
- NoiseDefend Undercoating and Sound Dampening Pads

Accessories Included

- Strainer ST-1
- Drain Cap STC-2
- Bottom Grid KBG-T410-33
- Soap Dispenser Hole Cap KP22189
- Cut-Out Template
- Mounting Hardware

CODES/STANDARDS:

Product Certification

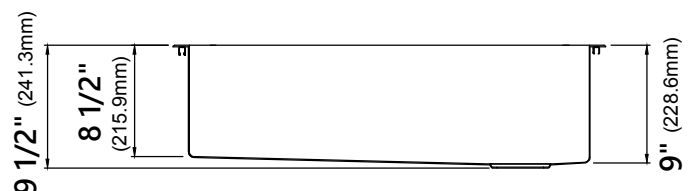
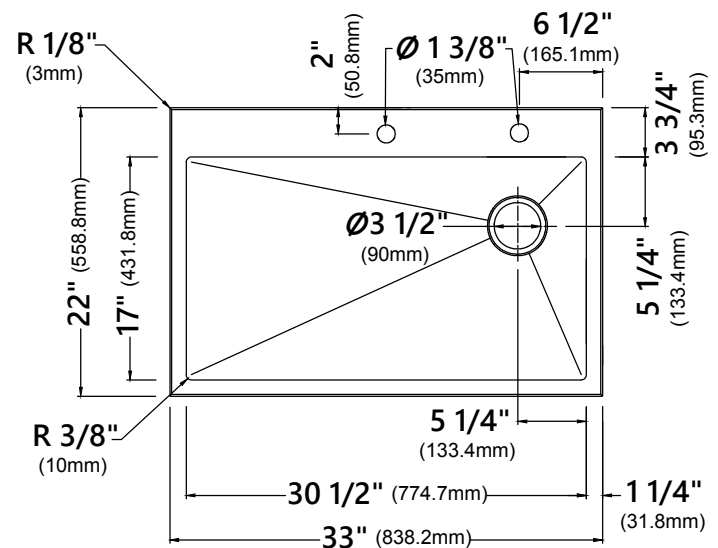
cUPC (ASME A112.19.3/CSA B45.4)

NOTE: Maximum countertop thickness for Top Mount installation is 1 1/2".

Warranty

Kraus Limited Lifetime Warranty

see website for details www.kraususa.com



KPF-1610

Single Handle Commercial Style Pull Down Kitchen Faucet

Faucet Dimensions

Overall Height: 18"
Spout Height: 6 3/8"
Spout Reach: 8 3/4"

Features

- Commercial Style Pull Down Faucet
- Metal Body
- ABS Sprayer
- Lead Free Braided Nylon Waterway
- 180° Swivel Spout
- Flow Rate: 1.8 gpm (6.8L/min) @ 60 psi
- Dual Function Sprayhead - Spray/Stream
- Silicone Nozzles
- 35mm Ceramic Cartridge
- 26.5" Integrated Nylon Waterlines
- Dome Shaped Screen Washer
- Quick Weight
- Quick Connect Sprayer Hose
- 16" Hose Length
- Connections 3/8" Compression
- Max Deck Thickness: 1 1/2"
- TPI of aerator in the Sprayer - M24*1

Accessories Included

- Weight
- Hex Wrench

Available Finishes

- Chrome
- Matte Black
- Stainless Steel
- Stainless Steel/Chrome
- Stainless Steel/Matte Black
- Matte Black/Black Stainless
- Brushed Gold
- Spot Free Antique Champagne Bronze
- Spot Free Antique Champagne Bronze/Matte Black
- Brushed Brass
- Brushed Brass/Matte Black

CODES/STANDARDS:

Product Certification

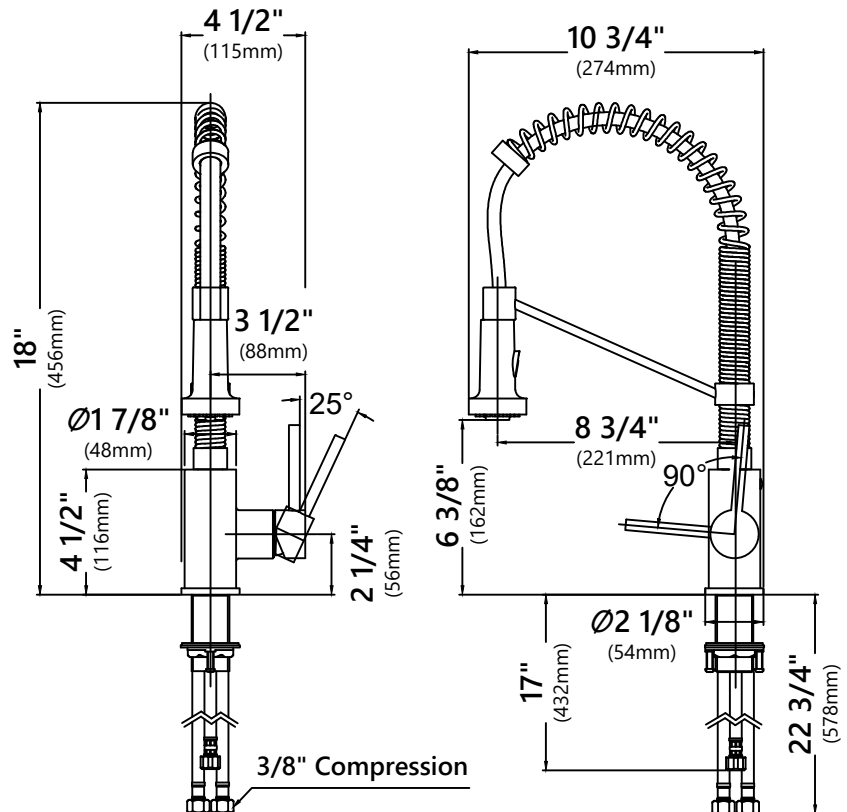
cUPC (ASME A112.18.1/CSA B125.1)
NSF/ANSI Standard 61 and 372 certified by IAPMO
AB1953, MASS, FTC, DOE, CEC, ADA

NOTE: Some Kitchen Faucets that do not have a pull out or pull down sprayer may be connected to a portable dishwasher. Pull out and pull down faucets should never be connected to portable dishwashers because potential pressure fluctuations during washing cycles cause hose ruptures or leaks.

Warranty

Kraus Limited Lifetime Warranty
see website for details www.kraususa.com

Kraus USA Plumbing LLC Customer Service
1.800.775.0703 | customerservice@kraususa.com



KBG-T410-33

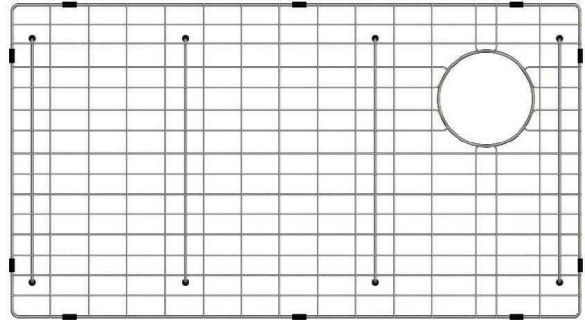
Stainless Steel Kitchen Sink Bottom Grid

Grid Dimensions

Overall Dimensions: 30 1/8" x 16 5/8" x 1 1/8"

Features

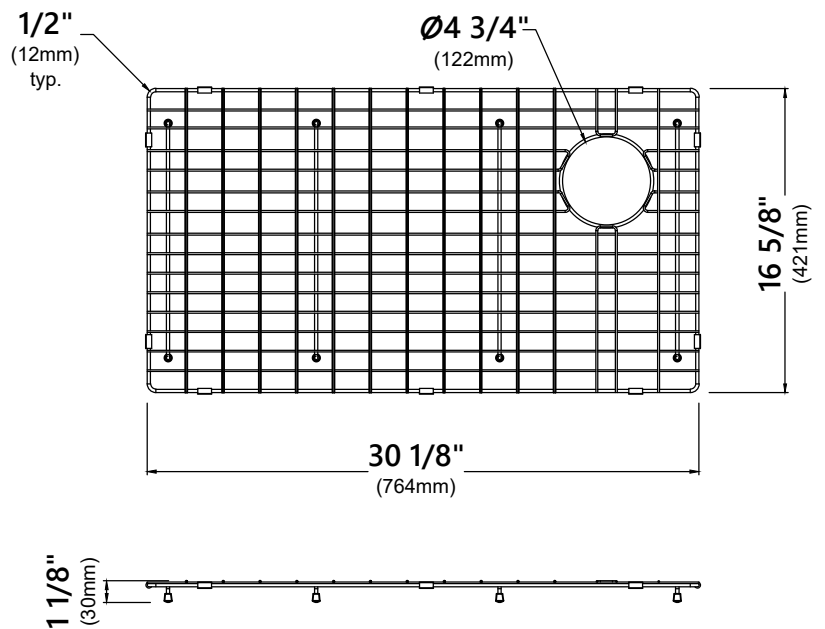
- Commercial grade stainless steel construction
- For Use with the KHT410-33 kitchen sink
- Protects bottom of sink from daily wear and tear
- Rubber feet provide additional protection



Warranty

Kraus One Year Limited Warranty

see website for details www.kraususa.com



STC-2

Removable Decorative Drain Cover

Drain Cap Dimensions

Overall Dimensions: $\varnothing 4 \frac{1}{2}"$ x $\frac{5}{8}"$

Features

- Premium Stainless Steel Construction
- Fits Standard $3 \frac{1}{2}"$ Drain Opening
- Allows Water to Drain Easily When Installed
- Conceals Garbage Disposal and Waste Fittings for a Seamless Look
- Compatible with Standart Pro[™], Pax[™], Kore[™], Outlast Microshield[™] and Premier[™] Kitchen sinks

Available Finishes

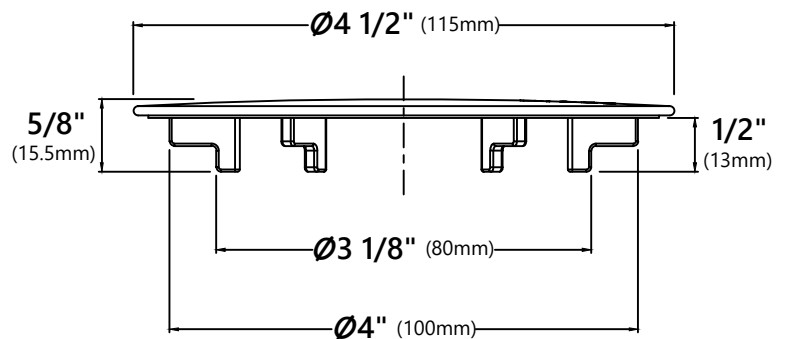
- Stainless Steel
- PVD Gunmetal



Warranty

Kraus 1 Year Limited Warranty

see website for details www.kraususa.com



ST-1

Stainless Steel Kitchen Sink Strainer

Strainer Dimensions

Overall Dimensions: $\phi 4 \frac{1}{2}" \times 3 \frac{3}{4}"$

Features

- Premium Stainless Steel construction
- Fits Standard $3 \frac{1}{2}"$ or $4"$ Drain Opening
- Open/Close Stopper Prevents Debris from Clogging Drain Pipe

Available Finishes

- Stainless Steel



Warranty

Kraus 1 Year Limited Warranty

see website for details www.kraususa.com

