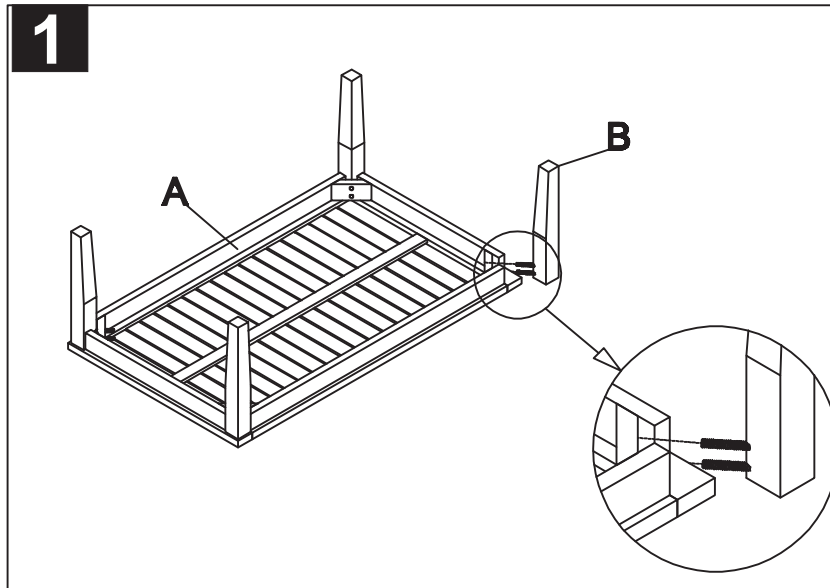
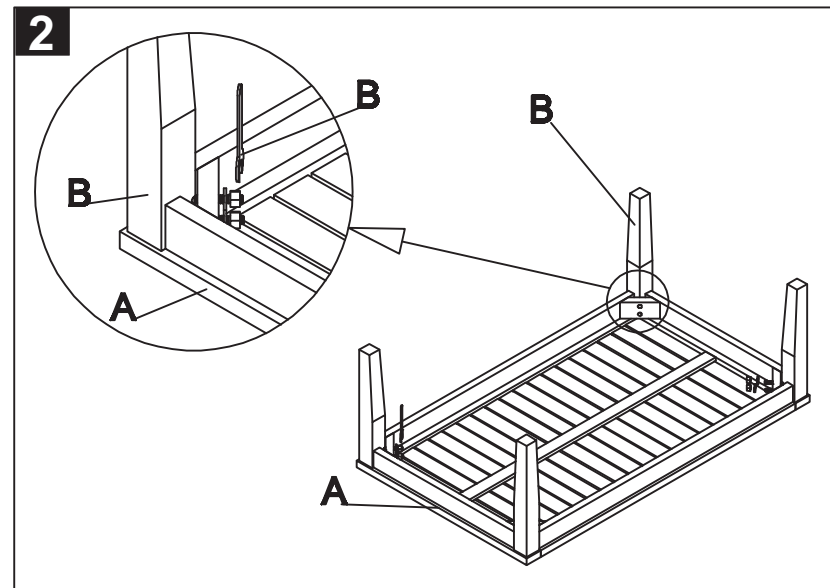


PREPARATION

Before beginning the assembly of the product, make sure all parts are present. Compare the parts with the package contents list and hardware contents list. If any parts are missing or damaged, do not attempt to assemble the product. Tool required for assembly (included): Wrench.



Step 1: turn the table top and put the 4 legs (B) on the table top (A).



Step 2 : tighten all bolts to the support of the table top by using the wrench (C).

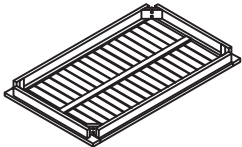
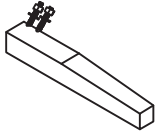

CARE AND MAINTENANCE

Store outdoor furniture indoors or cover well when it is not in use. Dust regularly with small brush or vacuum. Spills should be taken care of immediately before they harden or stain with a slightly dampened sponge.

NOTICE

Please make sure that you have all parts indicated before you begin assembly of this item.

Part List and Hardware List

PIECE	DESCRIPTION	PICTURE	QUANTITY
A	Table top		1 X
B	Leg		4 X
C	Wrench		1 X

 **SAFAVIEH**
OUTDOOR LIVING

MODEL# PAT6717

Product Dimension: 39.37"W x 23.62"D x 14.17"H

