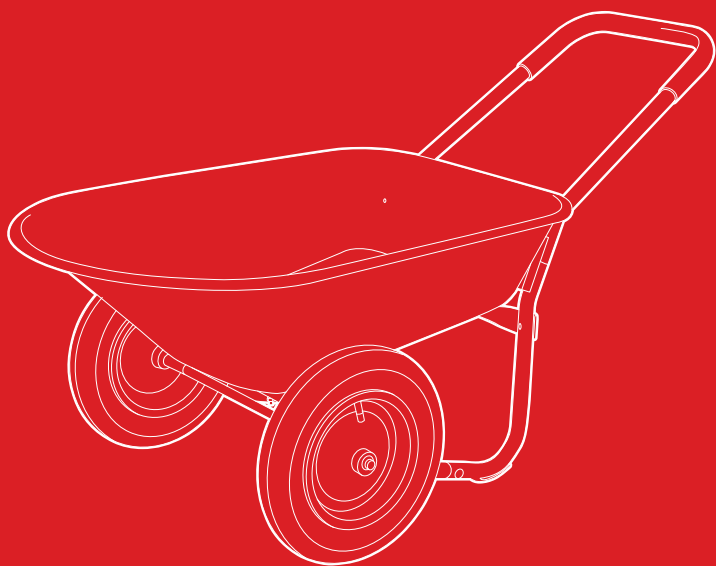




bestchoiceproducts



INSTRUCTION MANUAL

Dual Wheel Wheelbarrow

! NOTICE

- Please do not exceed the weight limitations of this item.
- Use a hand or foot pump to inflate tires to a maximum of 25 PSI.
- Do not sit or ride in this wheelbarrow.
- Do not allow children to use this item unsupervised. This is not a toy.
- Always distribute the load evenly over the surface of the tray.
- Do not load weight on the edges of the tray.
- Do not operate in the vicinity of sharp or dangerous objects that could damage the tires.
- Do not stand on or use any part of this item as a step ladder.
- Firmly secure all bolts, screws and knobs before use.
- Reconfirm that all bolts, screws, and knobs are secure every 90 days.
- Be aware that some parts are heavy and have sharp edges.
- If any parts are missing, broken, damaged, or worn, stop using this product until repairs are made and/or factory replacement parts are installed.
- Do not use this item in a way inconsistent with the manufacturer's instructions as this could void the product warranty.



330 LBS
CAPACITY



1 PERSON
ASSEMBLY



APPROXIMATELY
30 MIN.
ASSEMBLY

TOOLS REQUIRED



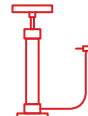
NEEDLE NOSE
PLIER



SMALL
WRENCH

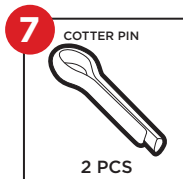
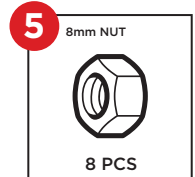
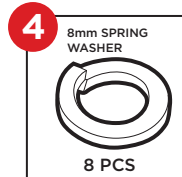
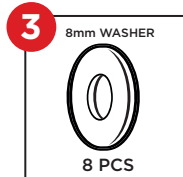
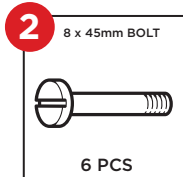
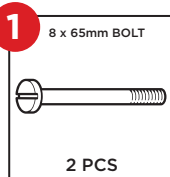


FLATEHEAD
SCREWDRIVER

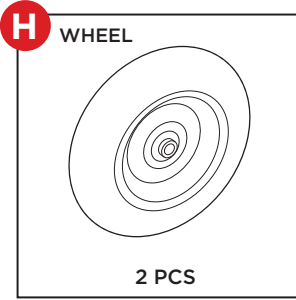
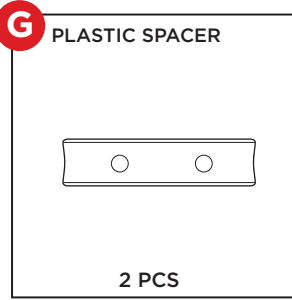
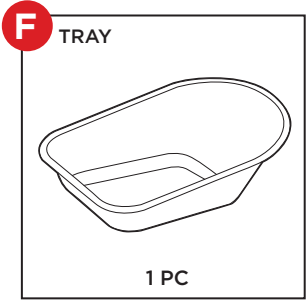
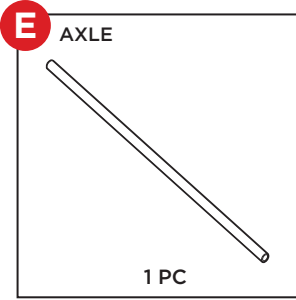
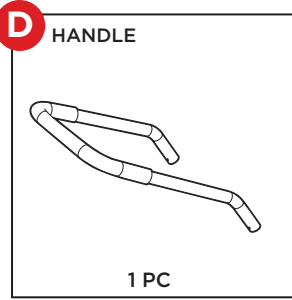
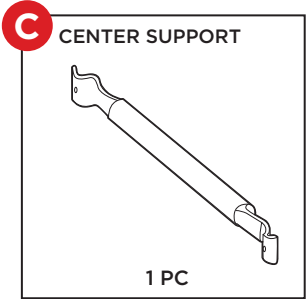
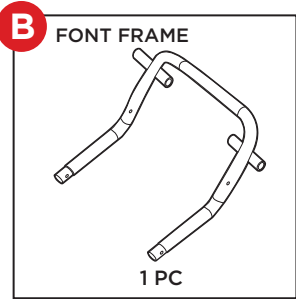
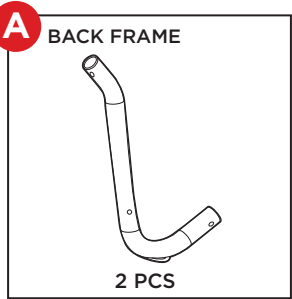


AIR PUMP

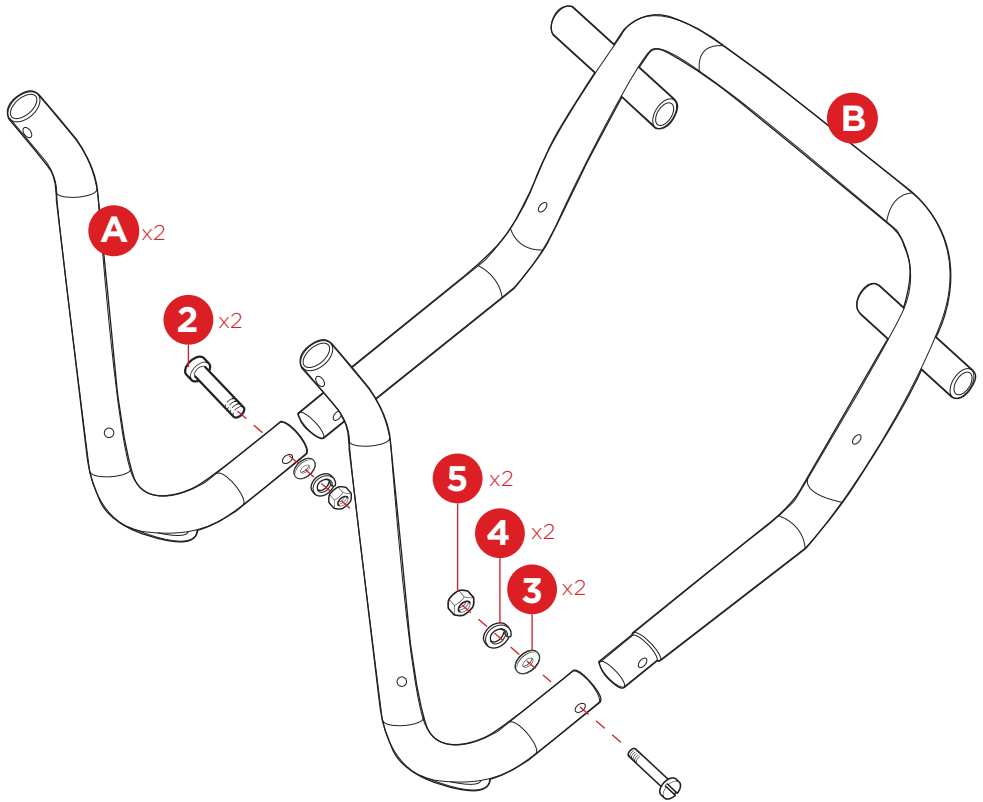
HARDWARE



PARTS



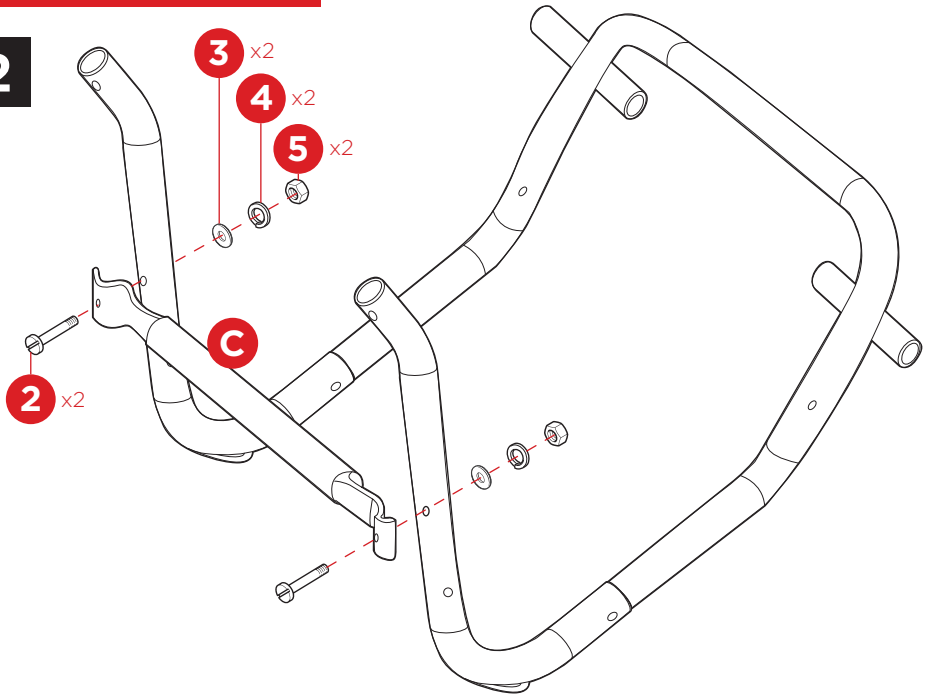
1



Attach the two part A back frames to the part B front frame with two part 2 bolts, two part 3 washers, two part 4 spring washers, and two part 5 nuts.

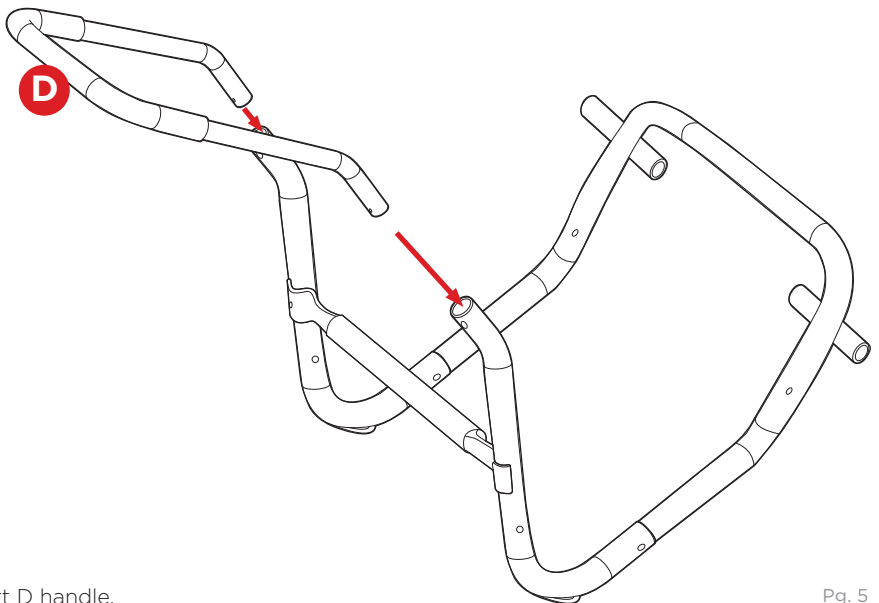
PRODUCT ASSEMBLY

2



Attach part C center support with two part 2 bolts, two part 3 washers, two part 4 spring washers, and two part 5 nuts.

3



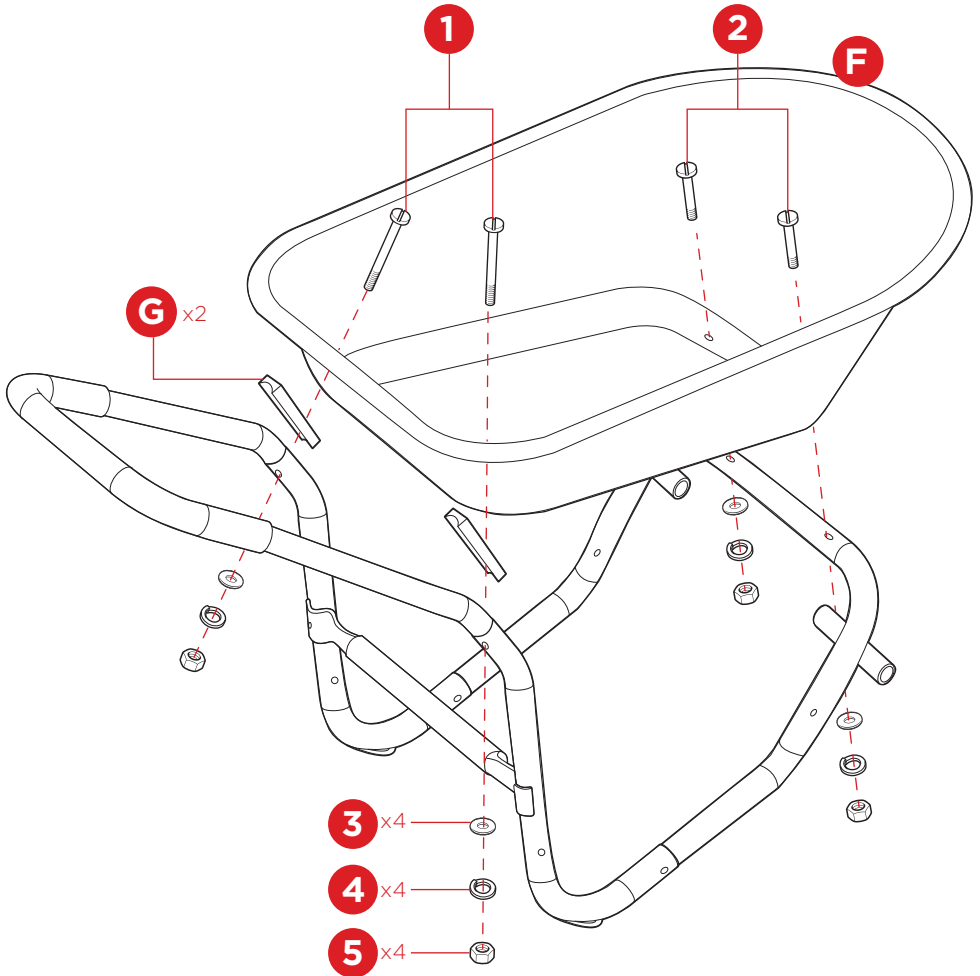
Insert part D handle.

PRODUCT ASSEMBLY

4



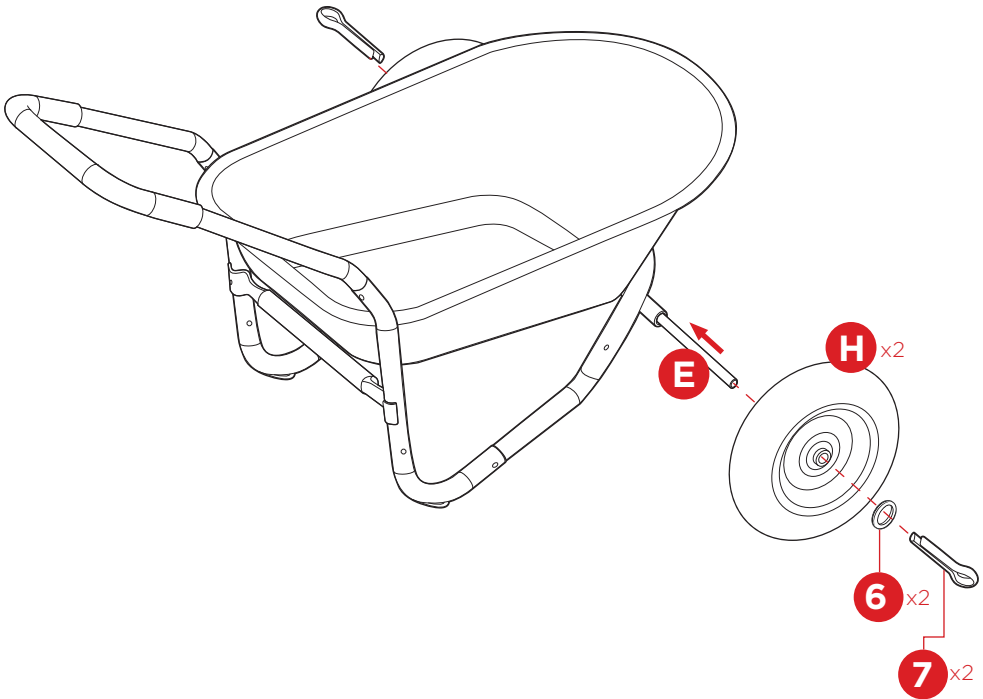
Firmly tighten the hardware at the end of this step.



Attach the part F tray to the part B front frame with two part 2 bolts, two part 3 washers, two part 4 spring washers, and two part 5 nuts.

Place two part G plastic spacers between the tray and handle. Attach the tray to the handle with two part 1 bolts, two part 3 washers, two part 4 spring washers, and two part 5 nuts.

5



Use pliers to bend the pin and lock the wheel in place.


Slide the part E axle through the front frame.

Slide a part H wheel onto the axle and secure it with a part 6 axle washer and part 7 cotter pin. Repeat to attach the other wheel.

Use the air pump to inflate the wheels to a maximum of 25 PSI.

ENJOY YOUR PRODUCT!

bcp



PRODUCT WARRANTY INFORMATION

All items can be returned for any reason within 60 days of the receipt and will receive a full refund as long as the item is returned in its original product packaging and all accessories from its original shipment are included. All returned items will receive a full refund back to the original payment method. All returned items will not be charged a re-stocking fee.

All returned items require an RA (Return Authorization) number, which can only be provided by a Best Choice Products Customer Service Representative when the return request is submitted. Items received without an RA may not be accepted or may increase your return processing time. Once an item has been received by Best Choice Products, refunds or replacements will be processed within 5 business days.

All returns must be shipped back to the Best Choice Products Return Center at the customer's expense. If the reason for return is a result of an error by Best Choice Products then Best Choice Products will provide a pre-paid shipping label via email. Boxes for return shipping will not be provided by Best Choice Products, and is the customer's responsibility to either use the original shipping boxes or purchase new boxes.

Pictures may be required for some returns to ensure an item is not damaged prior to its return. Items returned are not considered undamaged until they are received by Best Choice Products and verified as such. All damages to items are the customer's responsibility until the item has been received by and acknowledge by Best Choice Products as undamaged.

CONTACT US; WE'RE HERE 7 DAYS A WEEK TO HELP YOU!



bestchoiceproducts.com



customerservice@bestchoiceproducts.com



844.948.8400



[LEARN MORE!](#)

WARNING

Manufacturer and seller expressly disclaim any and all liability for personal injury, property damage or loss, whether direct, indirect, or incidental, resulting from the incorrect attachment, improper use, inadequate maintenance, or neglect of this product.