



bringing
**OUTDOOR
LIVING**
to life



A high-angle photograph of a modern outdoor deck. The deck is made of dark wood and features a black metal railing with horizontal slats. A large pergola with a dark metal frame and a lattice roof covers a portion of the deck. Under the pergola, there is a hot tub and a seating area with wicker chairs and a patterned rug. To the right, a dining table with white chairs is visible. The deck is adjacent to a house with a light green exterior and a dark roof. In the background, there is a body of water and a line of trees.

YOUR DREAM DECK?

WE SEE IT TOO.

featuring: *Transcend Tropicals in Havana Gold with Signature Rod Rail*



A sweeping outdoor space where decades of memories take center stage? Or a go-to spot bustling with family and friends? Maybe you want to try your hand at building a dream retreat?

Whatever you envision, picture Trex® beneath your feet. Our decking collections are designed for gatherings big or small. And on top of them? A suite of outdoor living products you'll want to lean against, find shade beneath, snooze upon or grab a snack from. Because when there are no ceilings, there's no stopping your imagination.



EVERY DECK TELLS A STORY

A lifetime of memories,
with Trex Transcend® 10

How the go-to house
holds up, with Trex Select® 16

You can do this,
with Trex Enhance® 22

Eco-friendly.
It's how we're built 32

Frame your view,
with Trex Railing 34

Shop Trex Extras 40

Specifications 44





WHY TREX?



THE INNOVATOR

We invented a whole new way to enjoy outdoor living with composite decking that's beautiful, durable and sustainable.



MORE THAN DECKING

We offer a family of products—from furniture and railing to pergolas, kitchens and more—to create a truly elevated outdoor space.



OUTPERFORMS WOOD

Unlike wood, our decking resists fading, scratches and almost anything Mother Nature has in mind.



ECO-FRIENDLY

We manufacture decking that's an innovative blend of 95% reclaimed wood and plastic film. And that's just the start of our sustainable way of life.



SUPPORT

Trex offers tools and resources, as well as a network of professionals, to help you design, plan and even build your new deck.



PEACE OF MIND




Our 25-Year Limited Residential and Fade & Stain warranties mean you're covered (and confident) for decades to come.





The greys,
browns
and reds
in nature?
*We see
them too.*

And we've curated them
into an array of decking
colors for every kind of
home (and homeowner).

Try a sample to see how our colors
complement your home at order.trex.com







TREX TRANSCEND®

GENERATIONS
OF JOY.



**Decking that stands the
test of time? Yes please.
But even better?
A place that sets the
stage for a family's
fondest moments.**

They wanted a deck that could do it all:
stand up to Mother Nature and Father Time
without losing its luster. Enter the Trex
outdoor living collection, built to create a
space that will inspire a lifetime of memories—
from first steps to family reunions.

TREX TRANSCEND®

If this
deck could
talk, what
memories
would it
share?

HIGH-PERFORMANCE SHELL OFFERS
OUR HIGHEST SCRATCH RESISTANCE



NO SANDING, NO STAINING, NO KIDDING



ENGINEERED TO BE CURVEABLE, FOR
ENDLESS DESIGN POSSIBILITIES




TREX TRANSCEND RAILING


Timeless design you can trust
—and tailor. Offering pre-selected
looks and custom railing options,
Transcend Railing is the perfect
complement to any deck style. *p. 38*



COMPOSITE: top & bottom rails, square balusters




ALUMINUM: round balusters



TROPICALS


GREYS



BROWNS



REDS




EARTH TONES

GREYS



BROWNS



TREX
TRANSCEND
COMES IN
EIGHT
NATURAL
COLORS

See these streaked and
monochromatic families
up close with our Color
Selector Tool.



TREX TRANSCEND®



featuring: Transcend Tropicals in Tiki Torch with Signature Glass Railing

Design it virtually

Our Deck Designer Tool helps you handpick every element of your deck and preview it in 3D. Try it today at deckdesigner.trex.com



MADE IN THE SHADE

Why you want it:

With a customizable pergola, you'll build the framework for an outdoor space that's an inviting respite from the sun. *Trex® Pergola™*, p. 42



BRING THE INSIDE OUT

Why you want it:

Outdoor kitchens offer practically everything you need to cook al fresco. *Trex® Outdoor Kitchens™*, p. 42



OUTWIT THE ELEMENTS

Why you want it:

Our innovative RainEscape system drains away rain and snow to keep you dry below. *Trex® RainEscape®*, p. 41





TREX SELECT®

THE
GO-TO
DECK
FOR
THE
GO-TO
HOUSE.



Their home? Destination fun. The gathering spot where everyone (and we mean everyone) hangs out. And that called for a deck that could handle it all.

Trex Select does everything a good deck should: stays splinter-free, keeps its color for decades and cleans up easily (no matter how many hot dogs drop on it). It's the perfect choice for that house on the block that's the life of the party.

The logo consists of the words "TREX SELECT" in a white, sans-serif font, followed by a registered trademark symbol (®). It is set against a dark green rectangular background.

TREX SELECT®

The background of the text is a photograph of a wooden deck. The deck is made of dark brown, horizontally-placed planks. A white railing with vertical balusters runs along the edge of the deck. To the left, there is a wicker chair with a brown frame and cushions. In the foreground, a wicker basket filled with a colorful, fringed throw blanket sits on the deck. The background is filled with lush green trees.

Just add
good food
and family
—this deck
literally
does the
rest.


- ✓ SIMPLE SOAP & WATER CLEANUP
- ✓ WIDE RANGE OF TRADITIONAL, COMPLEMENTARY COLORS
- ✓ DURABLE, COMFORTABLE AND SPLINTER-FREE

TREX SELECT RAILING

Complete your look with our simple choice. Sturdy and safe, Select Railing ensures your view is the focal point. *p. 39*



COMPOSITE: top & bottom rails



Classic White

ALUMINUM: round balusters




Charcoal Black

EARTH TONES



Pebble Grey



Winchester Grey



Saddle



Woodland Brown



Madeira

TREX SELECT COMES IN FIVE COLORS

See them up close
with our Color
Selector Tool.



GREYS

BROWNS

REDS

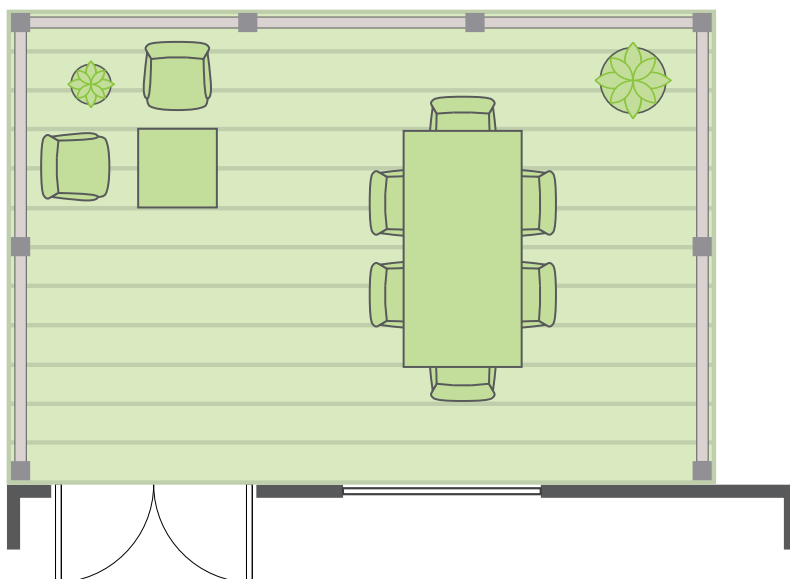

TREX SELECT®



featuring: Select Earth Tones in Pebble Grey

Decks with zones to accommodate families of all sizes

Start building yours with our
Deck Starter Tool.





LIGHTING, THAT'S INVITING

Why you want it:

Now the party doesn't have to stop when the sun goes down. Energy-efficient LED lighting adds elegant wayfinding to decking, railing and stairs. *Trex® OutdoorLighting™*, p. 41



HAVE A SEAT

Why you want it:

Our line of outdoor furniture is durable, sustainable and oh-so comfortable. *Trex® Outdoor Furniture™*, p. 42



GAME FOR A LITTLE FUN?

Why you want it:

Our regulation-size boards are weather resistant and fit for friendly competition. *Trex® Cornhole™*, p. 43



A man with short brown hair, wearing safety glasses, a dark blue button-down shirt over a white t-shirt, and black work gloves, is smiling as he uses a red and black circular saw to cut a long piece of wood. He is standing outdoors in front of a house with grey siding and white-trimmed windows. The wood he is cutting is resting on a grey metal workbench. A yellow tape measure and a calculator are also on the workbench. The text "TREX ENHANCE®" is in the top left, and "CUTTING COSTS, NOT CORNERS." is overlaid in the center.

TREX ENHANCE®

CUTTING
COSTS,
NOT
CORNERS.



Pride in their home? It's easy to see. Every room, repainted. The kitchen and baths, remodeled. And in their backyard?

They just knew they had to build the perfect deck. When it came to simplicity, Trex Enhance was the obvious choice. These easy-to-install boards have the look and affordability of real wood, without the worry of sanding or staining. So this family can have an outdoor retreat they will be proud of for years to come.

TREX ENHANCE®

You'd
never think
a deck this
durable
would
be this
affordable.

SCALLOPED, FOR LIGHTER BOARDS AND EASIER HANDLING ✓

STREAKS AND GRAINS FOR THAT REAL-WOOD LOOK ✓


RESISTS MOLD, MILDEW (AND A TRIP TO THE STAIN AISLE) ✓

TREX ENHANCE
DECKING & TREX
SELECT RAILING:
BUDGET-CONSCIOUS
BEAUTY



TREX ENHANCE
COMES IN
SEVEN
COLORS

Get a closer look at the details
with our Color Selector Tool.



NATURALS

Foggy Wharf

Rocky Harbor

Toasted Sand

Coastal Bluff

BASICS

Clam Shell

Beach Dune

Saddle

GREYS

BROWNS

GREYS

BROWNS

TREX ENHANCE®



featuring: Enhance Naturals in Rocky Harbor with Select Railing

Let's crunch some numbers

Estimate your deck materials with our Cost Calculator Tool.



LENGTH (FT.):

16

WIDTH (FT.):

28

HOUSE

TOTAL AREA
448 SQ. FT.

Locate your nearest Trex retailer at find.trex.com

THE PERFECT COVER

Why you want it:

Add a simple wall or divider with our array of beautiful (and durable) lattice patterns.

Trex® Lattice™, p. 43



THE FINISHING TOUCH

Why you want it:

Surround your deck with beauty from every angle. Fascia adds both depth and dimension. The look is stunning and made to last.

Trex® Fascia™, p. 40




WHY SPOIL THE LOOK?

Why you want it:

You'll never see a screw, just evenly spaced, clean lines with our hidden fastening system.

Trex® Hideaway®, p. 40




FASTEN IT FASTER

Why you want it:

Our Universal Fastener Tool makes accurate installation a breeze. Perfect for DIYers.

Universal Fastener Installation Tool, p. 51





Photos © 2018 Discovery or its subsidiaries and affiliates. All rights reserved.

TrexTranscend®

TROPICALS

Elevated aesthetics paired with the highest level of performance.

\$\$\$  (25) ★★★★★

TrexTranscend®

EARTH TONES

A classic look for uncompromising homes.

\$\$\$  (25) ★★★★★



Island Mist



Tiki Torch



Havana Gold




Spiced Rum




Lava Rock



Gravel Path



Rope Swing



Vintage Lantern

PRICE \$ - \$\$\$

BOARD PROFILES  SOLID  SCALLOPED

SCRATCH RESISTANCE ★ - ★★★★★






Trex Select®

EARTH TONES

The perfect pairing of price and minimal maintenance.

\$\$  25 ★★







Trex Enhance®

NATURALS

The beauty of wood with the ease of composite.

\$\$  25 ★




Trex Enhance®

BASICS

Priced to put the pressure on treated lumber.

\$  25 ★



Compare pricing, colors, maintenance costs and durability at compare.trex.com



a knock
O N W O O D

We've taken the rich colors, unique grains and hardness of real wood and made them even better. Our innovative composite boards do what wood decking can't—resist fading, scratching, buckling and splintering. So you get years (and years) of low-maintenance enjoyment.

featuring: Transcend Tropicals in Island Mist

TREX WILL



Withstand sun, snow & sleet
High-performance technology



Clean easily with soap & water
Low-maintenance shell



Let forestfuls of trees grow and grow
Made of 95% recycled materials in the USA



Make good on its promises
*25-Year Limited Residential and
Fade & Stain warranties*

TREX WON'T



Rot, warp or splinter
Unlike Wood




Need seasonal sealing or staining
Unlike Wood



Become food for termites
Unlike Wood



Fade or stain
Unlike Wood



WHICH TREX AND WHY?

See how our decking lines stack up
to wood at compare.trex.com





547 MILLION POUNDS
OF RECLAIMED WOOD

used in our products in 2020

362 MILLION POUNDS

of polyethylene film diverted from landfills in 2020

~99% OF WATER
RECYCLED ANNUALLY

*by closed-loop recirculation systems at our
Virginia and Nevada manufacturing facilities*

2,500+ SCHOOLS
AND COMMUNITY GROUPS

participating in Trex recycling programs

sustainable **INNOVATION?** *we see it too.*

At Trex, every day is Earth Day.

Since our founding, Trex has been committed to caring for our planet, one board at a time. It's what drove us to invent composite decking and why,

for nearly 30 years, we've been responsibly manufacturing our decking from 95% reclaimed wood and recycled plastic film. Today, we're proud to say we use some of the most eco-friendly

processes in the country, reclaiming factory waste and eliminating the use of harmful chemicals. After all, it's a big wide world out there. And it all starts in your backyard.



featuring: Transcend Earth Tones in Gravel Path

GREEN, BY DESIGN

Learn about our commitment to a greener planet at eco.trex.com



FRAME YOUR VIEW, *complement your* DECK

Trex has engineered three distinct railing lines—Signature, Transcend and Select—to meet every aesthetic and budget.

featuring: Signature Rod Rail in Charcoal Black

COCKTAIL RAIL (OPTIONAL)

Add a Transcend or Select deck board on a universal top rail or an aluminum rail to create a flat surface.

RAILS

Top and bottom rails provide stability and structure.

POSTS

Vertical poles can be outfitted with caps and skirts.

ACCESSORY INFILL KIT

Hardware matched to your infill style and rail color.

BALUSTERS OR INFILL PANEL

Individual columns or full expanses maintain space and safety.




OFF-THE-SHELF EASE

Our one-box kit solution includes top and bottom rails, your preferred infill and all necessary hardware for a single section of railing. Available in our most popular colors, kits cut down on the number of steps in your selection and ordering processes.
Post sleeve, cap and skirt sold separately.

MIX & MATCH

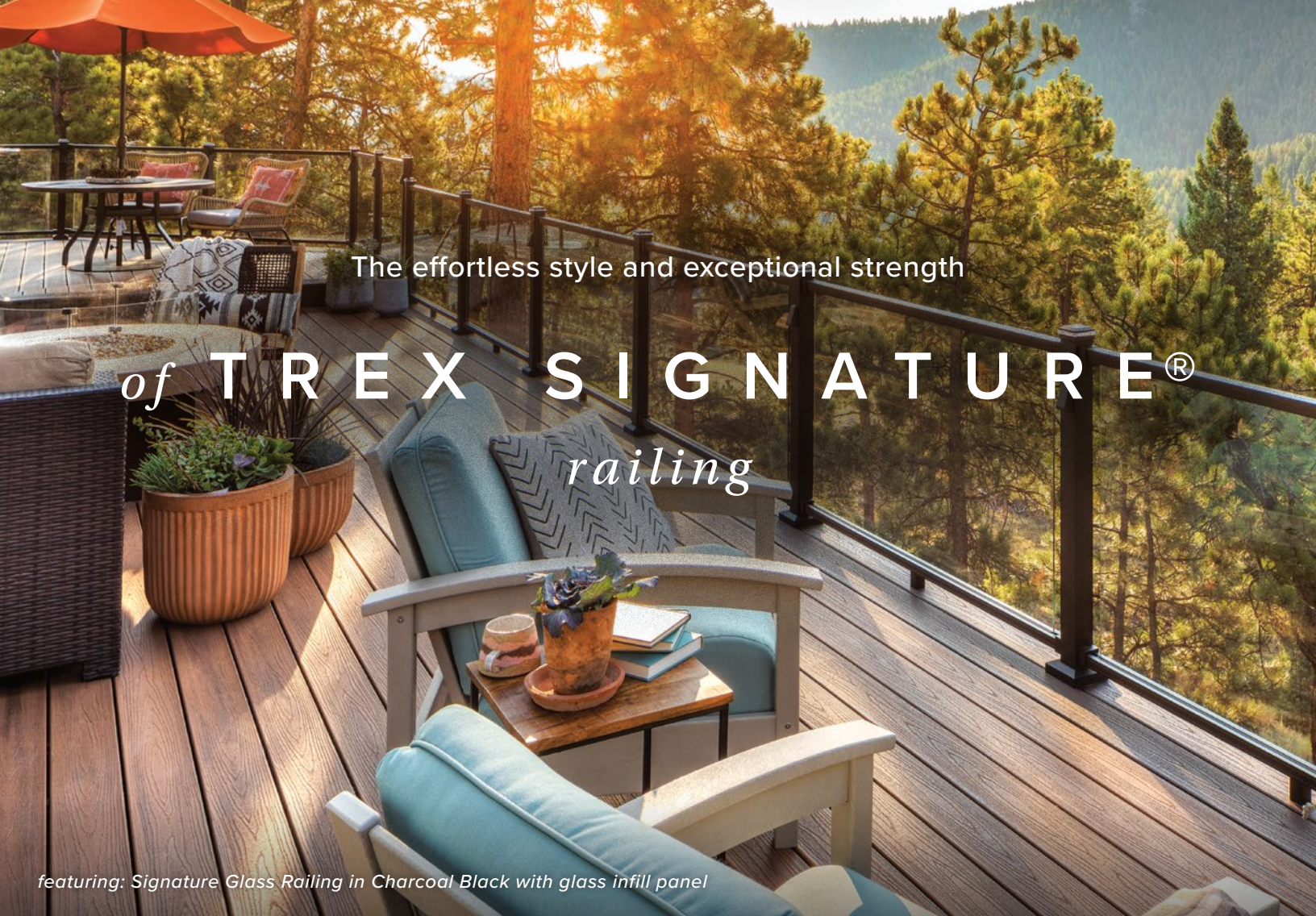
Love a baluster in one style and a post in another? Want to combine different colors? You can customize your railing to fit your perfect vision.



DYNAMIC DUOS

Pick the railing that complements your deck. We've made it easy with our distinct matching looks. See all color-minded pairings at duos.trex.com

If you prefer a unique configuration, find a professional at pros.trex.com



The effortless style and exceptional strength

of TREX SIGNATURE® railing

featuring: Signature Glass Railing in Charcoal Black with glass infill panel

TrexSignature® RAILING

ALUMINUM: posts & rails

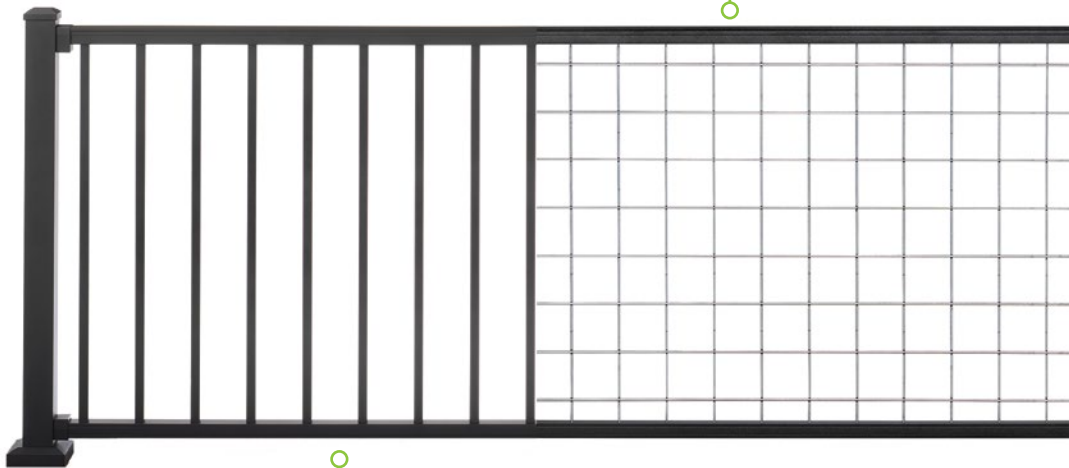
Classic White	Bronze
Charcoal Black	Platinum (Rod Rail only)

OTHER: infill panels

Stainless Steel Mesh	Glass
----------------------	-------




TREX SIGNATURE® MESH RAILING

Crosshatching adds an industrial feel to any space.



TREX SIGNATURE® ALUMINUM RAILING

Offers stunning lines and a contemporary feel.



We start with strong, sleek and elegant rails.
Then powder-coat them for a rich, tactile feel
in a variety of natural colors. As for the style?
That's up to you, with four unique infills to
complement any design aesthetic.

TREX SIGNATURE® ROD RAIL

Pairs a sleek profile with
modern design.



Visit glass.trex.com
to order custom glass
panels to complete
your build.

TREX SIGNATURE® GLASS RAILING

Ensures sweeping views
with transparent panels.



TREX TRANSCEND®

railing

featuring: Transcend Railing in Vintage Lantern with round aluminum balusters in Charcoal Black

When you want the freedom to mix and match balusters, rails and posts, you want Trex Transcend®.

Timeless design you can trust—and tailor. As strong and sturdy as its namesake decking, Transcend puts every color combination within reach. Style your own, or eliminate the guesswork with pre-designed kits.

Trex Transcend®

RAILING

COMPOSITE: top & bottom rails, square balusters

Classic White	Charcoal Black	Gravel Path
Rope Swing	Tree House	Vintage Lantern

ALUMINUM: round balusters

Classic White	Bronze	Charcoal Black
---------------	--------	----------------

TREX SELECT®

railing

featuring: Select Railing in Classic White with round aluminum balusters in Charcoal Black

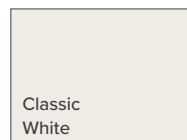
The simple choice for your backyard. Why overthink what works?

Crisp, safe and effective, Trex Select® railing streamlines the design process by combining composite rails in Classic White and round aluminum balusters in Charcoal Black.

TrexSelect®

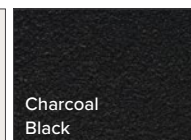
RAILING

COMPOSITE:
top & bottom rails



Classic
White

ALUMINUM:
round balusters



Charcoal
Black

THE GO-TO TOUCHES



Trex® Cladding™

Add instant curb appeal with this contemporary, high-performance exterior. We're talking minimal maintenance with maximum beauty.

View more options at
cladding.trex.com



Trex® Hideaway® HIDDEN FASTENERS

These self-gapping, glass-filled nylon hidden fasteners are used with our grooved-edge boards for a screw-free finish.


Learn more at
hideaway.trex.com



Trex® Fascia

Achieve beauty at every angle with a fascia color to match every decking color (plus: Universal White for a crisp finish).

More edging ideas at
fascia.trex.com



Trex® RainEscape® DECK DRAINAGE SYSTEM

Our underdeck drainage system keeps drips from the patio below. And you can shield your deck from moisture with Trex® Protect™, a non-skid, self-adhesive flashing tape.

See all options at rainescape.trex.com

Trex® Outdoor Lighting™

Our LED lighting integrates into all our decking and railing, taking the outdoors from invisible to inviting.

Shop lighting.trex.com

Trex® Spiral Stairs™

Take your deck to the next level (literally) and add some wow with stairs that are sure to turn heads.

Download a blueprint at spiralstairs.trex.com

Trex® RainEscape® products are manufactured and sold by IBP, LLC under a Trademark License Agreement with Trex Company, Inc. RainEscape® is a federally registered trademark of IBP, LLC. A 20-year Limited Warranty is provided by the manufacturer.

For the terms of warranties on Trex® OutdoorLighting™, see page 50 or visit trex.com. Cree® is a registered trademark of Cree, Inc.

Trex® Spiral Stairs™ are manufactured and sold by M. Cohen and Sons, Inc., d/b/a The Iron Shop, under a Trademark License Agreement with Trex Company, Inc. A 25-year Limited Residential Warranty is provided by the manufacturer.

THE WOW TOUCHES



Trex® Outdoor Furniture™

A premium version of leave-them-outside tables, chairs, benches, swings and more.

Shop the collections at
furniture.trex.com

Trex® Pergola™

A shady, sturdy retreat that's virtually upkeep-free. Talk about a room with a view.

See more at pergola.trex.com

Trex® Outdoor Kitchens™

Bring the joy of cooking outside (and your guests will follow).

See all the colors at
outdoorkitchens.trex.com

Trex® Outdoor Furniture™ products are manufactured and sold by POLYWOOD, under a Trademark License Agreement with Trex Company, Inc. A 20-Year Limited Warranty is provided by the manufacturer.

Trex® Pergola™ products are manufactured and sold by Home & Leisure, Inc., d/b/a/ Structureworks, under a Trademark License Agreement with Trex Company, Inc. A 25-Year Limited Residential Warranty and a 10-Year Limited Commercial Warranty provided by the manufacturer. Sunbrella® is a registered trademark of Glen Raven, Inc. ShadeTree® Canopy is a registered trademark of Shade Tree Inc.

Trex® Outdoor Kitchens™ is manufactured and sold by CT Acquisitions LLC., under a Trademark License Agreement with Trex Company, Inc. A Limited Warranty is provided by the manufacturer.



Trex® Lattice™

The most classic (and durable) way to add privacy, utility and dimension deckside.

Learn more at lattice.trex.com



Trex® Cornhole™

Regulation size and surfaced, you can leave the set (and the bags) out all year long.

Pick yours at cornhole.trex.com










Cocktail Rail

Want an additional space for drinks, planters and more? Create the perfect flat surface with a Transcend or Select deck board.

PRODUCT SPECIFICATIONS

Trex Decking & Fascia

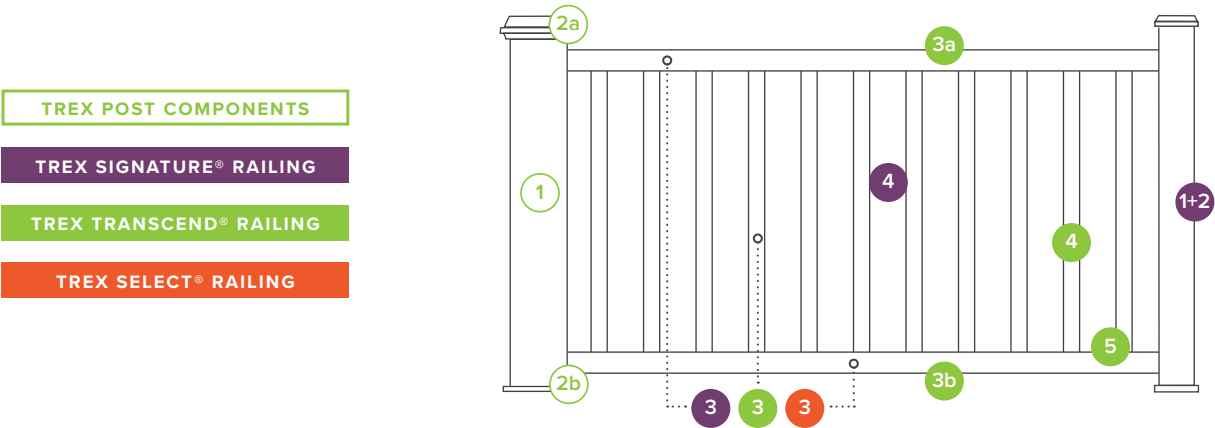
PROFILE		DESCRIPTION	ITEM #	COLORS
<div>1" Square-Edge Board</div> <div><i>Actual dimensions:</i> Transcend & Enhance: .94 in x 5.5 in x 12 ft / 16 ft / 20 ft (24 mm x 140 mm x 365 cm / 487 cm / 609 cm) Select: .82 in x 5.5 in x 12 ft / 16 ft / 20 ft (20 mm x 140 mm x 365 cm / 487 cm / 609 cm)</div> <div></div>	1 x 6 x 12'	Transcend Tropicals	XX010612TS01	IM, TT, HG, SR, LR
	1 x 6 x 16'	Transcend Tropicals	XX010616TS01	
	1 x 6 x 20'	Transcend Tropicals	XX010620TS01	
	1 x 6 x 12'	Transcend Earth Tones	XX010612T2S01	GP, RS, VL
	1 x 6 x 16'	Transcend Earth Tones	XX010616T2S01	
	1 x 6 x 20'	Transcend Earth Tones	XX010620T2S01	
	7/8 x 6 x 12'	Select	XX010612SS01	PG, WG, SD, WB, MB
	7/8 x 6 x 16'	Select	XX010616SS01	
	7/8 x 6 x 20'	Select	XX010620SS01	
	1 x 6 x 12'	Enhance Naturals	XX010612E2S01	FW, RH, TS, CB
	1 x 6 x 16'	Enhance Naturals	XX010616E2S01	
	1 x 6 x 20'	Enhance Naturals	XX010620E2S01	
1 x 6 x 12'	Enhance Basics	XX010612E2S01	CS, BD, SD	
1 x 6 x 16'	Enhance Basics	XX010616E2S01		
1 x 6 x 20'	Enhance Basics	XX010620E2S01		
<div>1" Grooved-Edge Board</div> <div><i>Actual dimensions:</i> Transcend & Enhance: .94 in x 5.5 in x 12 ft / 16 ft / 20 ft (24 mm x 140 mm x 365 cm / 487 cm / 609 cm) Select: .82 in x 5.5 in x 12 ft / 16 ft / 20 ft (20 mm x 140 mm x 365 cm / 487 cm / 609 cm)</div> <div></div>	1 x 6 x 12'	Transcend Tropicals	XX010612TG01	IM, TT, HG, SR, LR
	1 x 6 x 16'	Transcend Tropicals	XX010616TG01	
	1 x 6 x 20'	Transcend Tropicals	XX010620TG01	
	1 x 6 x 12'	Transcend Earth Tones	XX010612T2G01	GP, RS, VL
	1 x 6 x 16'	Transcend Earth Tones	XX010616T2G01	
	1 x 6 x 20'	Transcend Earth Tones	XX010620T2G01	
	7/8 x 6 x 12'	Select	XX010612SG01	PG, WG, SD, WB, MB
	7/8 x 6 x 16'	Select	XX010616SG01	
	7/8 x 6 x 20'	Select	XX010620SG01	
	1 x 6 x 12'	Enhance Naturals	XX010612E2G01	FW, RH, TS, CB
	1 x 6 x 16'	Enhance Naturals	XX010616E2G01	
	1 x 6 x 20'	Enhance Naturals	XX010620E2G01	
1 x 6 x 12'	Enhance Basics	XX010612E2G01	CS, BD, SD	
1 x 6 x 16'	Enhance Basics	XX010616E2G01		
1 x 6 x 20'	Enhance Basics	XX010620E2G01		
<div>1" x 8" Fascia Board</div> <div><i>Actual dimensions:</i> Transcend, Enhance, Select, Universal White: .56 in x 7.25 in x 12 ft (14 mm x 184 mm x 365 cm)</div> <div></div>	1 x 8 x 12'	Transcend Tropicals	XX010812TS01	IM, TT, HG, SR, LR GP, RS, VL
	1 x 8 x 12'	Transcend Earth Tones	XX010812T2S01	
	1 x 8 x 12'	Select	XX010812SS01	PG, WG, SD, WB, MB
	1 x 8 x 12'	Enhance Naturals	XX010812E2S01	
	1 x 8 x 12'	Enhance Basics	XX010812E2S01	FW, RH, TS, CB CS, BD, SD
	1 x 8 x 12'	Universal White	WW010812ES01	
<div>1" x 12" Fascia Board</div> <div><i>Actual dimensions:</i> Transcend, Enhance, Select, Universal White: .56 in x 11.375 in x 12 ft (14 mm x 288 mm x 365 cm)</div> <div></div>	1 x 12 x 12'	Transcend Tropicals	XX011212TS01	IM, TT, HG, SR, LR GP, RS, VL
	1 x 12 x 12'	Transcend Earth Tones	XX011212T2S01	
	1 x 12 x 12'	Select	XX011212SS01	PG, WG, SD, WB, MB
	1 x 12 x 12'	Enhance Naturals	XX011212E2S01	
	1 x 12 x 12'	Enhance Basics	XX011212E2S01	FW, RH, TS, CB CS, BD, SD
	1 x 12 x 12'	Universal White	WW011212ES01	
<div>2" Square-Edge Board</div> <div><i>Actual dimensions:</i> Transcend 2x4: 1.3 in x 3.4 in x 16 ft (33 mm x 86 mm x 487 cm) Transcend & Select 2x6: 1.3 in x 5.5 in x 12 ft / 16 ft / 20 ft (33 mm x 140 mm x 365 cm / 487 cm / 609 cm)</div> <div></div>	2 x 4 x 16'	Transcend Tropicals	XX020416TS01	IM, TT, HG, SR, LR
	2 x 6 x 12'	Transcend Tropicals	XX020612TS01	
	2 x 6 x 16'	Transcend Tropicals	XX020616TS01	IM, TT, HG, SR, LR
	2 x 6 x 20'	Transcend Tropicals	XX020620TS01	
	2 x 6 x 12'	Select	XX020612SS01	PG, SD, WB, MB
	2 x 6 x 16'	Select	XX020616SS01	
	2 x 6 x 20'	Select	XX020620SS01	

XX = COLOR PREFIX

IM Island Mist	GP Gravel Path	PG Pebble Grey	FW Foggy Wharf	CS Clam Shell
TT Tiki Torch	RS Rope Swing	WG Winchester Grey	RH Rocky Harbor	BD Beach Dune
HG Havana Gold	VL Vintage Lantern	SD Saddle	TS Toasted Sand	SD Saddle
SR Spiced Rum		WB Woodland Brown	CB Coastal Bluff	WW Wood Grain White
LR Lava Rock		MB Madeira		




TREX RAILING—three lines, endless possibilities



Please read the system descriptions at the top of each product section so you can choose exactly which railing components you need to complete your design. For additional guidance, the chart below depicts each railing system's components.



Trex Post Sleeves, Caps & Skirts

These components can be used as steps 1 & 2 for all Trex railing lines.

STEP	COMPONENT	DESCRIPTION	ITEM #
1	<div>Post Sleeve</div> <div>Each 4x4 and 6x6 post sleeve fits over a 4x4 pressure treated post or equivalent post mount.</div> <div>Dimensions are nominals. See below for actuals and metrics. [4.45 in x 4.45 in x 40 in (113 mm x 113 mm x 101 cm) external dimensions] [4.45 in x 4.45 in x 108 in (113 mm x 113 mm x 274 cm) external dimensions] [5.5 in x 5.5 in x 39 in (139 mm x 139 mm x 990 mm) external dimensions] [5.5 in x 5.5 in x 108 in (139 mm x 139 mm x 274 cm) external dimensions]</div>	<div></div> <div>4" x 4" x 39" Post Sleeve 4" x 4" x 108" Post Sleeve</div> <div>6" x 6" x 39" Post Sleeve 6" x 6" x 108" Post Sleeve</div>	<div>XX040439APS XX0404108APS</div> <div>WT060639APS WT0606108APS</div>
2a	<div>Post Sleeve Cap</div> <div>Also available with LED lighting. See page 50.</div> <div>Dimensions are nominals. See below for actuals and metrics. [4.55 in x 4.55 in (115 mm x 115 mm) internal dimensions] [5.55 in x 5.55 in (140 mm x 140 mm) internal dimensions]</div>	<div></div> <div>Flat 4" x 4" Post Sleeve Cap Flat 6" x 6" Post Sleeve Cap</div>	<div>PXXSQCAP4X4 PWTSQCAP6X6</div>
2b	<div>Post Sleeve Skirt</div> <div>Dimensions are nominals. See below for actuals and metrics. [4.55 in x 4.55 in (115 mm x 115 mm) internal dimensions] [5.55 in x 5.55 in (140 mm x 140 mm) internal dimensions]</div>	<div></div> <div>4" x 4" Post Sleeve Skirt 6" x 6" Post Sleeve Skirt</div>	<div>PXXSKIRT4X4 PWTSKIRT6X6</div>

ACCESSORIES	COMPONENT	DESCRIPTION	ITEM #
<div>Surface Mount Post</div> <div>For use with 4x4 composite post sleeve.</div> <div>Actual external dimensions of insert: 3.75 in x 3.75 in x 7 in (95 mm x 95 mm x 177 mm) 3.75 in x 3.75 in x 7 in (95 mm x 95 mm x 177 mm)</div>	<div></div>	<div>Aluminum Surface Mount Post for 36" (914 mm) Rail Height (1/box)</div> <div>Aluminum Surface Mount Post for 42" (1066 mm) Rail Height (1/box)</div> <div>Surface Mount Post Hardware—Wood (10 kits/box)</div>	<div>ALPOSTMOUNT36</div> <div>ALPOSTMOUNT42</div> <div>ALPOSTHWDECK</div>
<div>Joist Mount Post</div> <div>For use with 4x4 composite post sleeve.</div> <div>Actual external dimensions of insert: 3.75 in x 3.75 in x 7 in (95 mm x 95 mm x 177 mm)</div>	<div></div>	<div>Aluminum Joist Mount Post for use with all Trex railing heights (1/box)</div>	<div>CPJMNTPOST63</div>

XX = COLOR PREFIX

WT Classic White

GP Gravel Path

TH Tree House

BK Charcoal Black

RS Rope Swing


VL Vintage Lantern

Trex Signature® Railing





Choose either aluminum posts or composite post sleeves, caps and skirts for steps 1 & 2.
Pair with a rail kit (step 3) and infill panel (step 4) if needed.


STEP	DESCRIPTION	ITEM #	DESCRIPTION	ITEM #
1+2	Aluminum Posts			
	Can only be used within the Trex Signature line. Trex Signature aluminum posts fulfill steps 1 & 2. If using composite post sleeves, refer to page 45.			
	2.5" x 2.5" x 37" Aluminum Post—Horizontal 2.5" x 2.5" x 43" Aluminum Post—Horizontal 2.5" x 2.5" x 53" Aluminum Post—Stair <i>Comes with cap and skirt.</i>	XXAL252537RCAP XXAL252543RCAP XXAL252553RCAP	IRC Aluminum Mounting Plate & Hardware <i>For use with all Trex 2.5" Surface Mount Aluminum Posts.</i> Concrete Post Mount Kit	ALPOSTHWDECK ALPOSTHWCONC
	2.5" x 2.5" x 36" Crossover Post—Horizontal 2.5" x 2.5" x 42" Crossover Post—Horizontal <i>Comes with skirt.</i>	XXAL252536RCCP XXAL252542RCCP	2.5" x 2.5" x 63" Aluminum Joist Mount Post <i>Comes with cap and skirt.</i> Trex Signature Fascia Mount Kit - wood framing <i>For use with Joist Mount Trex Signature Railing Post only.</i>	XXJMNTPOST63 XXFMNTWOOD
	2.5" x 2.5" x 37" Line Post with Premounted Brackets 2.5" x 2.5" x 37" End Post with Premounted Brackets 2.5" x 2.5" x 37" Corner Post with Premounted Brackets 2.5" x 2.5" x 43" Line Post with Premounted Brackets 2.5" x 2.5" x 43" End Post with Premounted Brackets 2.5" x 2.5" x 43" Corner Post with Premounted Brackets <i>Comes with cap and skirt.</i>	BKAL252537RCAPLINE BKAL252537RCAPEND BKAL252537RCAPCNR BKAL252543RCAPLINE BKAL252543RCAPEND BKAL252543RCAPCNR	<i>Dimensions are nominals. See below for actuals and metrics.</i> [2.5 in x 2.5 in x 36 in (63 mm x 63 mm x 914 mm) actual dimensions] [2.5 in x 2.5 in x 37 in (63 mm x 63 mm x 939 mm) actual dimensions] [2.5 in x 2.5 in x 42 in (63 mm x 63 mm x 106 cm) actual dimensions] [2.5 in x 2.5 in x 43 in (63 mm x 63 mm x 109 cm) actual dimensions] [2.5 in x 2.5 in x 53 in (63 mm x 63 mm x 134 cm) actual dimensions] [2.5 in x 2.5 in x 63 in (63 mm x 63 mm x 160 cm) actual dimensions]	

STEP	DESCRIPTION	ITEM #	DESCRIPTION	ITEM #
3	Rail & Baluster Kit			
	<i>(includes top rail, bottom rail, balusters and mounting and support hardware)</i> <i>Available in WT, BZ, and BK.</i>			
	6' x 36" Rail Kit w. Round Balusters—Horizontal 6' x 36" Rail Kit w. Round Balusters—Stair 8' x 36" Rail Kit w. Round Balusters—Horizontal 8' x 36" Rail Kit w. Round Balusters—Stair	BKAR0636HRK BKAR0636SRK BKAR0836HRK BKAR0836SRK	6' x 36" Rail Kit w. Square Balusters—Horizontal 6' x 36" Rail Kit w. Square Balusters—Stair 8' x 36" Rail Kit w. Square Balusters—Horizontal 8' x 36" Rail Kit w. Square Balusters—Stair	XXAS0636HRK XXAS0636SRK XXAS0836HRK XXAS0836SRK
	6' x 42" Rail Kit w. Round Balusters—Horizontal 6' x 42" Rail Kit w. Round Balusters—Stair 8' x 42" Rail Kit w. Round Balusters—Horizontal 8' x 42" Rail Kit w. Round Balusters—Stair	BKAR0642HRK BKAR0642SRK BKAR0842HRK BKAR0842SRK	6' x 42" Rail Kit w. Square Balusters—Horizontal 6' x 42" Rail Kit w. Square Balusters—Stair 8' x 42" Rail Kit w. Square Balusters—Horizontal 8' x 42" Rail Kit w. Square Balusters—Stair	XXAS0642HRK XXAS0642SRK XXAS0842HRK XXAS0842SRK
	<i>Dimensions are nominals. See below for actuals and metrics.</i> [4' x 36": 48 in x 36 in (122 cm x 914 mm) actual dimensions] [6' x 36": 72 in x 36 in (182 cm x 914 mm) actual dimensions] [8' x 36": 96 in x 36 in (243 cm x 914 mm) actual dimensions] [4' x 42": 48 in x 42 in (122 cm x 106cm) actual dimensions] [6' x 42": 72 in x 42 in (182 cm x 106 cm) actual dimensions] [8' x 42": 96 in x 42 in (243 cm x 106 cm) actual dimensions]		4' x 36" Assembled Panel (Square)—Horizontal 6' x 36" Assembled Panel (Square)—Horizontal 8' x 36" Assembled Panel (Square)—Horizontal 4' x 42" Assembled Panel (Square)—Horizontal 6' x 42" Assembled Panel (Square)—Horizontal 8' x 42" Assembled Panel (Square)—Horizontal <i>Does not include hardware.</i>	BKAS0436HRPNL BKAS0636HRPNL BKAS0836HRPNL BKAS0442HRPNL BKAS0642HRPNL BKAS0842HRPNL

3	Rod Rail Kit			
	<i>(includes top rail, bottom rail, rods and mounting and support hardware)</i>			
	6' x 36" Black Rails & Platinum Rods Kit—Horizontal 6' x 36" Black Rails & Platinum Rods Kit—Stair 8' x 36" Black Rails & Platinum Rods Kit—Horizontal 8' x 36" Black Rails & Platinum Rods Kit—Stair	BKPLROD0636HRK BKPLROD0636SRK BKPLROD0836HRK BKPLROD0836SRK	6' x 42" Black Rails & Black Rods Kit—Horizontal 6' x 42" Black Rails & Black Rods Kit—Stair 8' x 42" Black Rails & Black Rods Kit—Horizontal 8' x 42" Black Rails & Black Rods Kit—Stair	BKBKROD0642HRK BKBKROD0642SRK BKBKROD0842HRK BKBKROD0842SRK
	6' x 36" Bronze Rails & Platinum Rods Kit—Horizontal 6' x 36" Bronze Rails & Platinum Rods Kit—Stair 8' x 36" Bronze Rails & Platinum Rods Kit—Horizontal 8' x 36" Bronze Rails & Platinum Rods Kit—Stair	BZPLROD0636HRK BZPLROD0636SRK BZPLROD0836HRK BZPLROD0836SRK	36" Rod Rail Vertical Kit—Horizontal 36" Rod Rail Vertical Kit—Stair 42" Rod Rail Vertical Kit—Horizontal 42" Rod Rail Vertical Kit—Stair <i>Use as an accessory for cut rod rail sections.</i> <i>Available in BK and PL.</i>	XX36RODHVERTK XX36RODSVERTK XX42RODHVERTK XX42RODSVERTK
	6' x 36" Black Rails & Black Rods Kit—Horizontal 6' x 36" Black Rails & Black Rods Kit—Stair 8' x 36" Black Rails & Black Rods Kit—Horizontal 8' x 36" Black Rails & Black Rods Kit—Stair	BKBKROD0636HRK BKBKROD0636SRK BKBKROD0836HRK BKBKROD0836SRK	<i>Dimensions are nominals. See below for actuals and metrics.</i> [6' x 36": 72 in x 36 in (182 cm x 914 mm) actual dimensions] [8' x 36": 96 in x 36 in (243 cm x 914 mm) actual dimensions] [6' x 42": 72 in x 42 in (182 cm x 106 cm) actual dimensions] [8' x 42": 96 in x 42 in (243 cm x 106 cm) actual dimensions]	
	6' x 42" Black Rails & Platinum Rods Kit—Horizontal 6' x 42" Black Rails & Platinum Rods Kit—Stair 8' x 42" Black Rails & Platinum Rods Kit—Horizontal 8' x 42" Black Rails & Platinum Rods Kit—Stair	BKPLROD0642HRK BKPLROD0642SRK BKPLROD0842HRK BKPLROD0842SRK		
	6' x 42" Bronze Rails & Platinum Rods Kit—Horizontal 6' x 42" Bronze Rails & Platinum Rods Kit—Stair 8' x 42" Bronze Rails & Platinum Rods Kit—Horizontal 8' x 42" Bronze Rails & Platinum Rods Kit—Stair	BZPLROD0642HRK BZPLROD0642SRK BZPLROD0842HRK BZPLROD0842SRK		

XX = COLOR PREFIX

STEP	COMPONENT	DESCRIPTION	ITEM #
3	Mesh Rail Kit <i>(includes top rail, bottom rail, foot block, verticals, anti-rattle gaskets, hardware and bracket pack)</i> <i>Available in BK and BZ. Mesh infill sold separately.</i>		
3	Glass Rail Kit <i>(includes top rail, bottom rail, foot block, verticals, hardware and bracket pack)</i> <i>Available in BK and WT. Glass infill sold separately. Visit glass.trex.com to order custom glass panels to complete your build</i>		
4	Mesh Panel <i>(includes stainless steel mesh panel)</i> For use with Trex Signature Mesh Rail Kit.		
4	Glass Panel For use with Trex Signature Glass Rail Kit. Visit glass.trex.com to order custom glass panels to complete your build.		

ACCESSORIES	COMPONENT	ITEM #	COMPONENT	ITEM #
	Signature Bracket Template—Horizontal (36" and 42") - Composite Sleeve	SIGTEMP4X4SLEEVE	Fixed Bracket—Horizontal (4/pack) Fixed Bracket—Stair (4/pack)	XXFHBKTAL XXFSBKTAL
	Signature Bracket Template—Horizontal (36" and 42") - 2.5" Aluminum Post	SIGTEMPIRCPOST	Tabless Fixed Bracket—Horizontal (4/pack)	XXFHBKTALPNL
			Swivel Bracket—Horizontal (2/pack—1 top, 1 bottom) Swivel Bracket—Stair (2/pack—1 top, 1 bottom)	XXSWHBKTAL XXSWSBKTAL
	Aluminum Foot Block	XXALFTBLK	2.5" Crossover Bracket—Horizontal (1/pack)	XX25FHCBKTAL
	Touch-up Pen	XXTOUCHUPPEN	2.5" Swivel Crossover Bracket—Stair (1/pack)	XX25RCSWSCBKTAL
	Cocktail Rail Bracket (10/pack)	XXCTBKTAL10PK	Compound Swivel Bracket (2/pack—1 top, 1 bottom)	XXCPDSWBKTAL

XX = COLOR PREFIX

WT Classic White BZ Bronze BK Charcoal Black SS Stainless Steel

Trex Transcend® Railing

Transcend is either a 3-step or 5-step process. Choose Trex post sleeves, caps and skirts (steps 1 & 2), then choose a rail kit (step 3). OR choose each component individually for a custom design (steps 3a, 3b, 4 & 5).

STEP	COMPONENT		DESCRIPTION	ITEM #	COLOR																		
3	Rail & Square Composite Baluster Kit <i>(includes Crown top rail, Universal bottom rail, square composite balusters, baluster spacers, adjustable foot block and mounting hardware)</i> <i>Color option indicates rails and balusters.</i>		6' x 36" Rail & Baluster Kit—Horizontal 6' x 36" Rail & Baluster Kit—Stair 8' x 36" Rail & Baluster Kit—Horizontal 8' x 36" Rail & Baluster Kit—Stair	XX0636HRK WT0636SRK XX0836HRK XX0836SRK	WT, BK, VL																		
			6' x 42" Rail & Baluster Kit—Horizontal 8' x 42" Rail & Baluster Kit—Horizontal 8' x 42" Rail & Baluster Kit—Stair	XX0642HRK XX0842HRK XX0842SRK	WT, BK, VL																		
3	Rail & Round Aluminum Baluster Kit <i>(includes Crown top rail, Universal bottom rail, round aluminum balusters, baluster spacers, adjustable foot block and mounting hardware)</i> <i>Color option indicates rails. Round aluminum balusters come in BK.</i>		6' x 36" Rail & Baluster Kit—Horizontal 8' x 36" Rail & Baluster Kit—Horizontal 8' x 36" Rail & Baluster Kit—Stair	XXRD0636HRK XXRD0836HRK XXRD0836SRK	WT, BK, VL																		
			6' x 42" Rail & Baluster Kit—Horizontal 8' x 42" Rail & Baluster Kit—Horizontal 8' x 42" Rail & Baluster Kit—Stair	XXRD0642HRK XXRD0842HRK XXRD0842SRK	WT, BK, VL																		
3	Cocktail Rail & Round Aluminum Baluster Kit <i>(includes Universal top/bottom rails, round aluminum balusters, baluster spacers, adjustable foot block and mounting hardware)</i> <i>Round aluminum balusters come in BK.</i> <i>Only Trex Transcend and Select deck boards can be used for cocktail rail application.</i>		6' x 36" Cocktail Rail & Baluster Kit—Horizontal 8' x 36" Cocktail Rail & Baluster Kit—Horizontal 8' x 36" Cocktail Rail & Baluster Kit—Stair	WTRD0636HRKCKTL WTRD0836HRKCKTL WTRD0836SRKCKTL	WT																		
<i>Dimensions are nominals. See below for actuals and metrics.</i> 6' x 36": 67.5 in x 36 in (171 cm x 914 mm) 6' x 42": 67.5 in x 42 in (171 cm x 106 cm) 8' x 36": 91.5 in x 36 in (232 cm x 914 mm) 8' x 42": 91.5 in x 42 in (232 cm x 106 cm)																							
3a	Top Rail Universal top rail is used for cocktail rail applications.		6' Crown Top Rail 8' Crown Top Rail 6' Universal Top/Bottom Rail 8' Universal Top/Bottom Rail	XXCROWNTR06 XXCROWNTR08 XXUNIVTBR06 XXUNIVTBR08	WT, BK, GP, RS, TH, VL																		
3b	Bottom Rail		6' Universal Top/Bottom Rail 8' Universal Top/Bottom Rail	XXUNIVTBR06 XXUNIVTBR08	WT, BK, GP, RS, TH, VL																		
4	Balusters See chart below for number of balusters needed to complete each railing section. <i>Composite balusters are available in WT, BK, GP, RS, TH and VL.</i> <i>Aluminum balusters are available in WT, BZ and BK.</i>		Square Composite Balusters for 36" Rail Height (16/pack) Square Composite Balusters for 42" Rail Height (16/pack)	XX020230SBK XX020236SBK	WT, BK, GP, RS, TH, VL																		
			Round Aluminum Balusters for 36" Rail Height (20/pack) Round Aluminum Balusters for 42" Rail Height (20/pack)	XX020230SBK XX020236SBK	WT, BZ, BK																		
<i>Dimensions are nominals. See below for actuals and metrics.</i> 6' Rail: 67.5 in (171 cm) 8' Rail: 91.5 in (232 cm) Composite 36" Baluster: 1.418 in x 1.418 in x 30.375 in (36 mm x 36 mm x 771 mm) Composite 42" Baluster: 1.418 in x 1.418 in x 36.375 in (36 mm x 36 mm x 923 mm) Aluminum 36" Baluster: .75 in x 30.25 in (19 mm x 768 mm) Aluminum 42" Baluster: .75 in x 36.25 in (19 mm x 920 mm)																							
<table><tr><th>BALUSTER</th><th>ORIENTATION</th><th>6' SECTION</th><th>8' SECTION</th></tr><tr><td rowspan="2">Square composite</td><td>Horizontal</td><td>13</td><td>18</td></tr><tr><td>Stair</td><td>11</td><td>15</td></tr><tr><td rowspan="2">Round aluminum</td><td>Horizontal</td><td>15</td><td>20</td></tr><tr><td>Stair</td><td>12</td><td>16</td></tr></table>						BALUSTER	ORIENTATION	6' SECTION	8' SECTION	Square composite	Horizontal	13	18	Stair	11	15	Round aluminum	Horizontal	15	20	Stair	12	16
BALUSTER	ORIENTATION	6' SECTION	8' SECTION																				
Square composite	Horizontal	13	18																				
	Stair	11	15																				
Round aluminum	Horizontal	15	20																				
	Stair	12	16																				


XX = COLOR PREFIX

Composite Colors

WT	Classic White	GP	Gravel Path	TH	Tree House
BK	Charcoal Black	RS	Rope Swing	VL	Vintage Lantern

Aluminum Colors

WT	Classic White	BK	Charcoal Black
BZ	Bronze		

STEP	COMPONENT		DESCRIPTION	ITEM #	COLOR	
5	<div>Accessory Infill Kit</div> <div><i>(includes, baluster spacers, adjustable foot block and mounting hardware)</i></div> <div><i>Dimensions are nominals.</i></div> <div><i>See below for actuals and metrics.</i></div> <div>6' : 67.5 in (171 cm)</div> <div>8' : 91.5 in (232 cm)</div> <div></div>		6' Accessory Infill Kit for Square Composite Balusters—Horizontal	XXSQHIK06		
			6' Accessory Infill Kit for Square Composite Balusters—Stair	XXSQSIK06	WT, BK, GP, RS, TH, VL	
			8' Accessory Infill Kit for Square Composite Balusters—Horizontal	XXSQHIK08		
			8' Accessory Infill Kit for Square Composite Balusters—Stair	XXSQSIK08		
			6' Accessory Infill Kit for Round Aluminum Balusters—Horizontal	XXRDHIK06		
			6' Accessory Infill Kit for Round Aluminum Balusters—Stair	XXRDSIK06	WT, BK, GP, RS, TH, VL	
			8' Accessory Infill Kit for Round Aluminum Balusters—Horizontal	XXRDHIK08		
			8' Accessory Infill Kit for Round Aluminum Balusters—Stair	XXRDSIK08		
			6' Glass Panel Accessory Infill Kit		XXGLIK06	WT, BK, GP, RS, TH, VL
			ACCESSORIES	COMPONENT	ITEM #	COMPONENT
	Transcend Bracket Template—Horizontal (36" and 42") - Composite Sleeve	TSCTEMP4X4SLEEVE	Mounting Hardware for Cut Rails—Horizontal	XXHZACCYKIT		
			Mounting Hardware for Cut Rails—Stair	XXSTACCYKIT		
			Transcend RSB Bracket Pack—Horizontal (24/box)	TSHBRACKET		
			Transcend RSB Bracket Pack—Stair (24/box)	TSSBRACKET		
	Foot Block	XXFTBLKPC	0 Degree Rail Gasket Pack—Horizontal	XX00HGASK		
			0 Degree Rail Gasket Pack—Stair	XX00SGASK		
			22.5 Degree Gasket Pack	XX22HGASK		
			45 Degree Birdsmouth Gasket Pack (for 4x4)	XX45RSBADAPK		
			45 Degree Gasket Pack (for 6x6)	WT45HGASK		

Trex Select® Railing

Trex Select is a 3-step process. Choose Trex post sleeves, caps and skirts (steps 1 & 2) and a rail kit (step 3).

STEP	COMPONENT	DESCRIPTION	ITEM #
3	<div><div>Rail & Round Aluminum Baluster Kit</div><div><div><div>(includes top rail, bottom rail, round aluminum balusters, adjustable foot block and hardware pack)</div><div>Available in WT rails with aluminum balusters in BK.</div><div>Dimensions are nominals. See below for actuals and metrics.</div><div>6' x 36": 67.5 in x 36 in (171 cm x 914 mm)</div><div>6' x 42": 67.5 in x 42 in (171 cm x 106 cm)</div><div>8' x 36": 91.5 in x 36 in (232 cm x 914 mm)</div><div>8' x 42": 91.5 in x 42 in (232 cm x 106 cm)</div></div><div><div></div></div></div></div>	<div><div>6' x 36" Rail & Baluster Kit—Horizontal</div><div>6' x 36" Rail & Baluster Kit—Stair</div><div>8' x 36" Rail & Baluster Kit—Horizontal</div><div>8' x 36" Rail & Baluster Kit—Stair</div></div> <div><div>6' x 42" Rail & Baluster Kit—Horizontal</div><div>8' x 42" Rail & Baluster Kit—Horizontal</div><div>8' x 42" Rail & Baluster Kit—Stair</div></div>	<div><div>WTRD0636HSELK</div><div>WTRD0636SSELK</div><div>WTRD0836HSELK</div><div>WTRD0836SSELK</div></div> <div><div>WTRD0642HSELK</div><div>WTRD0842HSELK</div><div>WTRD0842SSELK</div></div>
ACCESSORIES	COMPONENT	ITEM #	
<div><div><div><div></div><div></div></div><div><div></div><div></div></div></div></div>	<div><div>Mounting Hardware for Cut Rails—Horizontal (10 kits/box)</div><div>Mounting Hardware for Cut Rails—Stair (10 kits/box)</div></div>	<div><div>BKENHZBKT</div><div>BKENSTBKT</div></div>	
<div><div></div></div>	<div><div>Trex Select 8' Aluminum Rail Stiffener</div></div>	<div><div>SELALRAILSTIFFENER</div></div>	

XX = COLOR PREFIX


Composite Colors

WT Classic White	GP Gravel Path	TH Tree House
BK Charcoal Black	RS Rope Swing	VL Vintage Lantern

COMPONENT & DESCRIPTION		ITEM #
Flat Post Cap Light <ul style="list-style-type: none"> » 4" x 4" LED Post Cap Light [4.55 in x 4.55 in (115 mm x 115 mm) actual internal dimensions] Use with Trex 4 in Composite Railing Posts » 5.5 ft (1.67 m) Male LightHub® Lead 		BKSQLEDCAP4X4C WTSQLEDCAP4X4C THSQLEDCAP4X4C VLSQLEDCAP4X4C GPSQLEDCAP4X4C RSSQLEDCAP4X4C
Aluminum Post Cap Light <ul style="list-style-type: none"> » 2.5" x 2.5" LED Aluminum Post Cap Light [2.6 in x 2.6 in (66 mm x 66 mm) actual internal dimensions] Use with Trex 2.5 in Aluminum Railing Posts » 5.5 ft (1.67 m) Male LightHub® Lead 		BKALCAPLED25 BZALCAPLED25 WTALCAPLED25
Aluminum Deck Rail Light <ul style="list-style-type: none"> » LED Deck Rail Light [2.75 in (69 mm) OD] » 5.5 ft (1.67 m) Male LightHub® Lead 		BKLAMPLEDC BZLAMPLEDC WTLAMPLEDC
Aluminum Wedge Deck Rail Light <ul style="list-style-type: none"> » LED Wedge Deck Rail Light [1.875 in wide x 3 in high (47 mm x 76 mm) actual dimensions] Compatible with all Trex Railing Posts » 5.5 ft (1.67 m) Male LightHub® Lead 		BKALPOSTLAMPLED BZALPOSTLAMPLED WTALPOSTLAMPLED
Aluminum Stair Riser Light <ul style="list-style-type: none"> » 4 LED Riser Lights [1.25 in (31 mm) OD] » 5.5 ft (1.67 m) Male LightHub® Lead 		BKRISERLED4PKC BZRISERLED4PKC WTRISERLED4PKC
Recessed Deck Light <ul style="list-style-type: none"> » 4 LED Recessed Lights [1 in (25 mm) OD] » 5.5 ft (1.67 m) Male LightHub® Lead 		RECESSLED4PKC
ACCESSORIES		ITEM #
Transformer with Timer <ul style="list-style-type: none"> » Output Voltage: 12VDC » Output Power: 100W or 30W » Output Current: 8.3A or 2.5A » Photo-Activated Timer » 20 ft (6.09 m) LightHub® Wire Extension Cable 		8.3A, 100W: DIMMABLE 83DLTRANSFORMERCC 2.5A, 30W: 25DLTRANSFORMER
Multi-zone Transformer Adapter		DL5TFSPPLIT1PK
Dimmer <ul style="list-style-type: none"> » Single Channel with Remote 		DLDIMMER
Forstner Bit <ul style="list-style-type: none"> » Pack of 6 » 1 in (25 mm) 		DLBIT6PK
LightHub® Accessories <ul style="list-style-type: none"> » 3-Way Splitter » 6-Way Splitter » 5 ft (1.52 m) Wire Extension Cable » 10 ft (3.04 m) Wire Extension Cable » 20 ft (6.09 m) Wire Extension Cable » 40 ft (12.19 m) Wire Extension Cable » 60 ft (18.28 m) Wire Extension Cable » Female to Female Adapter 		DL3SPLIT6PK DL6SPLIT4PK DL5FTWR4PK DL10FTWR4PK DL20FTWR4PK DL40FTWR2PK DL60FTWR1PK DLFADAP6PK

Trex Aluminum ADA-Compliant Handrail

COMPONENT	ITEM #
1.375 in x 8 ft (34 mm x 243 cm) Hand Rail	XXALADARAIL8
Wall Return 90°	XXALADA90WR2G
Wall Mount	XXALADAWMNT2G
Corner Mount	XXALADAICORNER2G
Post Return ("Candy Cane")	XXALADA180CCANE
5° Elbow	XXALADA05ELB
31° Elbow	XXALADA31ELB
34° Elbow	XXALADA34ELB
36° Elbow	XXALADA36ELB
90° Inside/Outside Elbow	XXALADA90ELB2G
Adjustable ADA Elbow	XXALADAADJELB
Straight 4 in (101 mm) Internal Connector	XXALINTCONN
Inline Rail Termination Adapter	XXALADAINLINE
Rail End Cap	XXALADACAP
Aluminum Collar	XXALADACL
All Trex ADA handrail components are made of powder-coated aluminum. For detailed installation instructions, visit trex.com/2022	



- 1 36° Elbow
- 2 Wall Mount
- 3 Aluminum Collar
- 4 Wall Return 90°
- 5 Hand Rail

Trex Aluminum Gates

COMPONENT	DESCRIPTION	ITEM #
Gate Rail Kit <i>Available in all aluminum colors (WT, BZ and BK). When ordering, refer to prefix codes at the bottom of this page.</i>	36" Rail Height, Square Balusters, Adjustable up to 48" wide opening 36" Rail Height, Round Balusters, Adjustable up to 48" wide opening 42" Rail Height, Square Balusters, Adjustable up to 48" wide opening 42" Rail Height, Round Balusters, Adjustable up to 48" wide opening [Actual height 36" Rail: 36 in (914 mm); 42" Rail: 42 in (106 cm) Actual width is 47.5 in (120 cm) but can be cut to fit any width.]	XX36SQADJGATE XX36RDADJGATE XX42SQADJGATE XX42RDADJGATE
Hardware Pack Hardware for attachment to wood post with composite sleeve or aluminum posts	2 Adjustable Self-Closing Hinges 1 Locking Hasp With Keys 	BKGATEHW



Trex Hideaway® Hidden Fastening System

COMPONENT	DESCRIPTION	ITEM #
Universal Fastener (glass-filled nylon)	 50 sq. ft (4.6 sq. m) box 500 sq. ft (46.5 sq. m) bucket	UNIVCONCLIP DA00002
Universal Starter Clip	 400 sq. ft (37 sq. m) bag	UNIVSTARTCLIP
Router Bit	 Router Bit	ROUTBIT
Universal Fastener Installation Tool	 Universal Fastener Installation Tool	ONESTEPTL





TREX® LIMITED WARRANTY

Trex Company, Inc. (hereinafter "Trex") warrants to the original purchaser ("Purchaser") that, for the period of time set forth in the following sentence, under normal use and service conditions, Trex® product (the "Product") shall be free from material defects in workmanship and materials, and shall not split, splinter, rot or suffer structural damage from termites or fungal decay. The term of such warranty shall be twenty-five (25) years from the date of original purchase for a residential application, and ten (10) years from the date of original purchase for a commercial application. If a defect occurs within the warranty period, Purchaser shall notify Trex in writing and, upon confirmation by an authorized Trex representative of the defect, Trex's sole responsibility shall be, at its option, to either replace the defective Product or refund the portion of the purchase price paid by Purchaser for such defective Product (not including the cost of its initial installation).

For purposes of this warranty, a "residential application" shall refer to an installation of the Product on an individual residence, and a "commercial application" shall refer to any installation of the Product other than on an individual residence.

Notwithstanding the foregoing, (a), the term of the warranty for the LED lights and housing for Trex DeckLighting™ shall be seven (7) years, the term of the warranty for the LED lights and housing for Trex LandscapeLighting™ shall be five (5) years, the term of the warranty for the dimmer, timer and transformer for both shall be three (3) years, and the term of the warranty for the motion controller for both shall be one (1) year, in each case provided that a Trex transformer is used (with no warranty on any components if a Trex transformer is not used), and any other parts or accessories shall not be warranted; (b) with respect to hardware for the Trex Surroundings® gate (gate frame, hinges and screws), the term of the warranty shall be five (5) years, (c) with respect to Trex Decorative Balusters, the term of the warranty covering the paint coating shall be ten (10) years, and shall be prorated in the following manner: 100% replacement for the first five (5) years; and 50% replacement for the next five (5) years, (d) the term of the warranty for Transcend Product used as outdoor cladding shall be twenty-five (25) years for both a residential application and a commercial application, and (e) this warranty shall not apply to Trex Elevations® steel deck framing, Trex Signature® aluminum railing and TrexTrim™ (which each have separate warranties).

TO THE FULLEST EXTENT PERMITTED UNDER THE LAW, THIS WARRANTY SHALL NOT COVER AND TREX SHALL NOT BE RESPONSIBLE FOR COSTS AND EXPENSES INCURRED WITH RESPECT TO THE REMOVAL OF DEFECTIVE PRODUCT OR THE INSTALLATION OF REPLACEMENT MATERIALS, INCLUDING BUT NOT LIMITED TO LABOR AND FREIGHT.

With respect to a residential application, this warranty may be transferred one (1) time, within the five (5) year period beginning from the date of original purchase by the Purchaser, to a subsequent buyer of the property upon which the Product was originally installed. With respect to a

commercial application, this warranty is freely transferable to subsequent buyers of the property upon which the Product was originally installed.

To make a claim under this limited warranty, Purchaser, or the transferee, shall send to Trex, within the warranty period referred to above, a description of the claimed defect and proof of purchase, to the following address:

Trex Company, Inc.
Customer Relations
160 Exeter Drive
Winchester, VA 22603-8605

Trex does not warrant against and is not responsible for any condition attributable to: (1) improper installation of Product and/or failure to abide by Trex's installation guidelines, including but not limited to improper gapping; (2) use of Product beyond normal use and service conditions, or in an application not recommended by Trex's guidelines and local building codes; (3) movement, distortion, collapse or settling of the ground or the supporting structure on which Product is installed; (4) any act of God (such as flooding, hurricane, earthquake, lightning, etc.), environmental condition (such as air pollution, mold, mildew, etc.), staining from foreign substances (such as dirt, grease, oil, etc.), or normal weathering (defined as exposure to sunlight, weather and atmosphere which will cause any colored surface to gradually fade, chalk, or accumulate dirt or stains); (5) variations or changes in color of Product; (6) improper handling, storage, abuse or neglect of Product by Purchaser, the transferee or third parties; or (7) ordinary wear and tear.

No person or entity is authorized by Trex to make and Trex shall not be bound by any statement or representation as to the quality or performance of Product other than as contained in this warranty. This warranty may not be altered or amended except in a written instrument signed by Trex and Purchaser.

TO THE FULLEST EXTENT PERMITTED UNDER THE LAW, UNDER NO CIRCUMSTANCES WILL TREX BE LIABLE FOR INCIDENTAL OR CONSEQUENTIAL DAMAGES, WHETHER SUCH DAMAGES ARE SOUGHT IN CONTRACT, IN TORT (INCLUDING BUT NOT LIMITED TO NEGLIGENCE AND STRICT LIABILITY) OR OTHERWISE, AND TREX'S LIABILITY FOR NON-PERSONAL INJURY CLAIMS WITH RESPECT TO DEFECTIVE PRODUCT SHALL IN NO EVENT EXCEED THE REPLACEMENT OF SUCH PRODUCT OR REFUND OF THE PURCHASE PRICE, AS DESCRIBED ABOVE.

Some States or Provinces do not allow the exclusion or limitation of incidental or consequential damages, so the above limitation or exclusion may not apply to you. This warranty gives you specific legal rights, and you may also have other rights that vary from State to State or Province to Province.

Copyright © 2019 Trex Company, Inc.



TREX TRANSCEND®, TREX ENHANCE®, TREX SELECT® AND TREX® UNIVERSAL FASCIA LIMITED FADE & STAIN WARRANTY

For the term set forth below, Trex Company, Inc. (hereinafter "Trex") warrants to the original end-user purchaser (the "Purchaser") that Trex Transcend® decking, porch or fascia, Trex Enhance® decking or fascia, Trex Select® decking or fascia or Trex Universal Fascia, as the case may be (the "Product") will perform, under normal use and service conditions, as follows:

Term of Warranty: The term of this warranty shall begin on the date of original purchase, and shall end (1) twenty-five (25) years thereafter for a residential application of the Product, and (2) ten (10) years thereafter for a commercial application of the Product. Notwithstanding the foregoing, the term of this warranty for Transcend Product used as outdoor cladding shall be twenty-five (25) years for both a residential application and a commercial application.

Residential/Commercial Application: For purposes of this warranty, a "residential application" shall refer to an installation of the Product on an individual residence, and a "commercial application" shall refer to any installation of the Product other than on an individual residence.

Fade Resistance: The Product shall not fade in color from light and weathering exposure as measured by color change of more than 5 Delta E (CIE) units.

The Product is designed to resist fading. No material is fade proof when exposed to years of UV exposure and the elements. The Product is designed to resist fading, and will not in any event fade by more than 5 Delta E (CIE) units.

Stain Resistance: The Product shall be resistant to permanent staining resulting from spills of food and beverage items including ketchup, mustard, salad oils, tea, wine, coffee, fruit punch, barbecue sauce, grease, sodas and other food and beverage related items that would typically be present on a residential deck, or mold and mildew naturally occurring in the environment, provided that such substances are removed from the Product with soap and water or mild household cleaners within one (1) week of exposure of the food or beverage to the surface or first appearance of the mold and mildew.

Notwithstanding the foregoing, Trex does not warrant that the Product is stain-proof, and does not warrant stain resistance resulting from spilled or otherwise applied food and beverage substances which are not properly cleaned as provided above within one (1) week of exposure. In addition, materials not covered in the stain resistant warranty include abrasive compounds of acidic or basic pH, paints or stains, strong solvents, metallic rust or other abnormal deck use items, and non-food and non-beverage substances, including but not limited to, biocides, fungicides, plant food, or bactericides. Mold and mildew can settle and grow on any outdoor surface, including this Product. You should periodically clean your deck to remove dirt and pollen that can feed mold and mildew. This warranty does not cover mold and mildew which is not properly cleaned as provided above within one (1) week of first appearance.

Standard Trex Company Limited Warranty: This warranty is in addition to the standard Trex Company Limited Warranty that applies to all Trex products.

Transferability: With respect to a residential application, this warranty may be transferred one (1) time, within the five (5) year period beginning from the date of original purchase by the Purchaser, to a subsequent buyer of the property upon which the Trex products were originally installed. With respect to a commercial application, this warranty is freely transferable to subsequent buyers of the property upon which the Trex products were originally installed.

EXCLUSIONS FROM WARRANTY COVERAGE:

Exposure to Heat: Direct or indirect contact with extreme heat sources (over 275 degrees) may cause fading and may damage the surface of the Product, and any effects of such exposure are expressly excluded from coverage under this warranty.

Surface Damage: Never use metal shovels or sharp-edged tools to remove snow and ice on the surface of the Product. If the surface of the Product is damaged or punctured, this warranty will be voided.

Paint or Other Materials Applied to the Product: If paint or other coating materials are applied to the Product, this warranty will be voided.

Railing: This warranty does not cover Trex Transcend®, Trex Enhance® or Trex Select® railing components.

Other Exclusions: This warranty shall not cover any condition attributable to: (1) improper installation of the Product and/or failure to abide by Trex's installation guidelines, including but not limited to improper gapping; (2) use of the Product beyond normal use or service conditions, or in an application not recommended by Trex's guidelines and local building codes; (3) movement, distortion, collapse or settling of the ground or the supporting structure on which the Product is installed; (4) any act of God (such as flooding, hurricane, earthquake, lightning, etc.); (5) improper handling, storage, abuse or neglect of the Product by Purchaser, the transferee or third parties; (6) any fading or staining not on the walking surface of the Product (i.e., the underside or the ends of the Product); or (7) ordinary wear and tear.

Procedure for Making a Claim under this Warranty

In order to make a claim under this warranty, Purchaser must do the following:

1. If the Purchaser is making a claim relating to the warranty on stain resistance, Purchaser must do as follows:

(a) Purchaser must try to clean the affected area of the deck by using the cleaning procedures described above within one (1) week of exposure of the food or beverage to the Product or first appearance of the mold and mildew.

(b) If the affected area remains reasonably unsatisfactory after Purchaser has tried these cleaning procedures, then Purchaser must have the affected area of the deck professionally cleaned at Purchaser's expense.

(c) If the affected area remains reasonably unsatisfactory after the professional cleaning, Purchaser may make a claim under this warranty, provided that such claim is made within thirty (30) days after the professional cleaning.

2. To make a claim under this limited warranty, Purchaser, or the transferee, shall send to Trex, within the warranty period referred to above, a description and photographs of the affected area of the Product, proof of purchase, and if the claim relates to the warranty on stain resistance, proof of compliance with paragraph 1. above, to the following address:

Trex Company, Inc.
Customer Relations
160 Exeter Drive
Winchester, VA 22603-8605

3. Upon confirmation by an authorized Trex representative of a valid claim hereunder, Trex's sole responsibility shall be, at its option, to either replace the affected item or refund the portion of the purchase price paid by Purchaser for such affected item (not including the cost of its initial installation).

Replacement material will be provided that is as close as possible in color, design and quality as the replaced material, but Trex does not guarantee an exact match as colors and design may change.

4. If a valid warranty claim hereunder is made during years eleven (11) through twenty-five (25) after the original purchase for a residential application, recovery will be prorated. If Trex is providing replacement materials, it may elect to replace the percentage listed below of boards otherwise meeting the requirements for a claim, or if it is refunding the purchase price, it may elect to refund the percentage listed below of the purchase price of boards otherwise meeting the requirements for a claim.

YEAR OF WARRANTY CLAIM	PERCENTAGE RECOVERY
11	80%
12	80%
13	80%
14	60%
15	60%
16	60%
17	40%
18	40%
19	40%
20	20%
21	20%
22	20%
23	10%
24	10%
25	10%

5. TO THE FULLEST EXTENT PERMITTED UNDER THE LAW, THIS WARRANTY SHALL NOT COVER AND TREX SHALL NOT BE RESPONSIBLE FOR COSTS AND EXPENSES INCURRED WITH RESPECT TO THE REMOVAL OF AFFECTED PRODUCT OR THE INSTALLATION OF REPLACEMENT MATERIALS, INCLUDING BUT NOT LIMITED TO LABOR AND FREIGHT.

No person or entity is authorized by Trex to make and Trex shall not be bound by any statement or representation as to the quality or performance of Trex products other than as contained in this warranty. This warranty may not be altered or amended except in a written instrument signed by Trex and Purchaser.

TO THE FULLEST EXTENT PERMITTED UNDER THE LAW, UNDER NO CIRCUMSTANCES WILL TREX BE LIABLE FOR INCIDENTAL OR CONSEQUENTIAL DAMAGES, WHETHER SUCH DAMAGES ARE SOUGHT IN CONTRACT, IN TORT (INCLUDING BUT NOT LIMITED TO NEGLIGENCE AND STRICT LIABILITY) OR OTHERWISE, AND TREX'S LIABILITY FOR NON-PERSONAL INJURY CLAIMS WITH RESPECT TO PRODUCTS SHALL IN NO EVENT EXCEED THE REPLACEMENT OF SUCH PRODUCTS OR REFUND OF THE PURCHASE PRICE, AS DESCRIBED ABOVE.

Some States or Provinces do not allow the exclusion or limitation of incidental or consequential damages, so the above limitation or exclusion may not apply to you. This warranty gives you specific legal rights, and you may also have other rights that vary from State to State or Province to Province.

Copyright © 2019 Trex Company, Inc.



TREX SIGNATURE® RAILING LIMITED WARRANTY

Trex Company, Inc. (hereinafter "Trex") warrants to the original purchaser ("Purchaser") that, under normal use and service conditions, Trex Signature® Railing (the "Product") shall, for a period of twenty-five (25) years from the date of original purchase, be free from material defects in workmanship and materials. If a defect occurs within the warranty period, Purchaser shall notify Trex in writing and, upon confirmation by an authorized Trex representative of the defect, Trex's sole responsibility shall be, at its option, to either replace the defective Product or refund the portion of the purchase price paid by Purchaser for such defective Product (not including the cost of its initial installation).

With respect to installations where the atmosphere is influenced by a body of salt water (or other contaminant conditions), failure to adhere to the cleaning guidelines available at www.trex.com will void this warranty with respect to any condition resulting from such failure.

TO THE FULLEST EXTENT PERMITTED UNDER THE LAW, THIS WARRANTY SHALL NOT COVER AND TREX SHALL NOT BE RESPONSIBLE FOR COSTS AND EXPENSES INCURRED WITH RESPECT TO THE REMOVAL OF DEFECTIVE PRODUCT OR THE INSTALLATION OF REPLACEMENT MATERIALS, INCLUDING BUT NOT LIMITED TO LABOR AND FREIGHT.

This warranty may be transferred one (1) time, within the five (5) year period beginning from the date of original purchase by the Purchaser, to a subsequent buyer of the property upon which the Product was originally installed.

To make a claim under this limited warranty, Purchaser, or the transferee, shall send to Trex, within the warranty period referred to above, a description of the claimed defect and proof of purchase, to the following address:

Trex Company, Inc.
Customer Relations
160 Exeter Drive
Winchester, VA 22603-8605

Trex does not warrant against and is not responsible for any condition attributable to: (1) improper installation of the Product; (2) use of the Product beyond normal use and service conditions, or in an application not recommended by Trex's guidelines and local building codes; (3) movement, distortion, collapse or settling of the ground or the supporting structure on which the Product is installed; (4) damages attributable to fire, violent storms, earthquake or other Acts of God, accidents, vandalism, or other casualties, impact of objects, or exposure to atmospheric pollutants or conditions other than natural weather processes, (5) improper handling, storage, abuse or neglect of the Product by Purchaser, the transferee or third parties; or (6) ordinary wear and tear.

No person or entity is authorized by Trex to make and Trex shall not be bound by any statement or representation as to the quality or performance of Trex products other than as contained in this warranty. This warranty may not be altered or amended except in a written instrument signed by Trex and Purchaser.

TO THE FULLEST EXTENT PERMITTED UNDER THE LAW, UNDER NO CIRCUMSTANCES WILL TREX BE LIABLE FOR INCIDENTAL OR CONSEQUENTIAL DAMAGES, WHETHER SUCH DAMAGES ARE SOUGHT IN CONTRACT, IN TORT (INCLUDING BUT NOT LIMITED TO NEGLIGENCE AND STRICT LIABILITY) OR OTHERWISE, AND TREX'S LIABILITY FOR NON-PERSONAL INJURY CLAIMS WITH RESPECT TO DEFECTIVE PRODUCTS SHALL IN NO EVENT EXCEED THE REPLACEMENT OF SUCH PRODUCTS OR REFUND OF THE PURCHASE PRICE, AS DESCRIBED ABOVE.

Some States or Provinces do not allow the exclusion or limitation of incidental or consequential damages, so the above limitation or exclusion may not apply to you. This warranty gives you specific legal rights, and you may also have other rights that vary from State to State or Province to Province.


Copyright © 2020 Trex Company, Inc.

SEE *your* DECK

in a whole new way

Visualize it.

Download our AR Deck Visualizer App to build your perfect Trex deck in your own backyard.



Share your build.

Tag us in your photos to be featured in our Instagram feed.



@TREXCOMPANY

featuring: Transcend Tropicals in Island Mist with Transcend Railing



Engineering What's Next
in Outdoor Living®

DECKING | RAILING | LIGHTING | FASCIA
KITCHENS | FURNITURE | PERGOLA | DRAINAGE

Visit **trex.com**
or call **1-800-BUY-TREX**

FIND US ON



© 2021 Trex Company, Inc. All rights reserved. Trex®, the Trex logo, TrexPro®, Trex Enhance®, Trex Select®, Trex Transcend®, Trex® Cladding™, Trex Signature®, Trex® OutdoorLighting™, Trex® Fascia, Trex® Pergola™, Trex® Outdoor Kitchens™, Trex® Spiral Stairs™, Trex® RainEscape®, Trex® Protect™, Trex® Outdoor Furniture™, Trex® Cornhole™, Trex® Lattice™, Trex Hideaway® and Trex LightHub® are either federally registered trademarks, trademarks or trade dress of Trex Company, Inc., Winchester, Virginia or its licensees.

