

How to Pick a Hinge

Hickory Hardware® hinges accommodate a wide range of cabinet styles.




HICKORY
HARDWARE®

1. General Guidelines.

Replacement	Hinge Quantity	Face Frame & Frameless	Overlay & Inset
To update the finish, choose the same style.	2 Hinges: up to 35" door height 20 lbs.	Face Frame - cabinet style in which there is a frame around or behind the door or drawer.	Full Overlay - the door overlays or covers the cabinet end panel.
New holes in the cabinet might be required if the style is not the same.	3 Hinges: up to 63" door height 20-40 lbs.	Frameless - cabinet style in which there is not a frame around or behind the door or drawer.	Half Overlay - the cabinet door covers approximately half of the cabinet end panel.
	4 Hinges: up to 78" door height 40-60 lbs.		Inset - the cabinet door is inset or flush with the cabinet face.
	5 Hinges: up to 94" door height 60-80 lbs.		

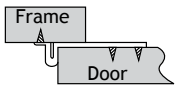
2. Pick the product.

Visible - Multiple finishes available



Surface Self-Closing

- Face Frame
- Search P244, P144 for all available finishes



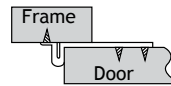
Surface Self-Closing

- 3/8" Offset
- Face Frame
- Search P243, P143 for all available finishes



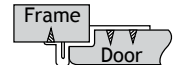
Surface Mount

- Without Spring
- Search P139 for all available finishes



Surface Mount

- 3/8" Offset
- Without Spring
- Search P140 for all available finishes

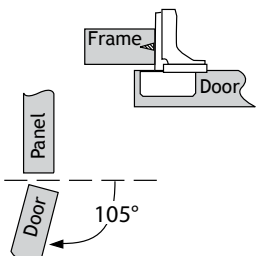


Concealed - Euro - One finish available



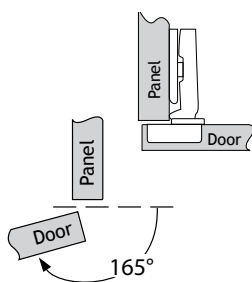
Face Frame

- With Overlay
- Self-closing
- P5124-14, P5125-15 shown, one finish available.



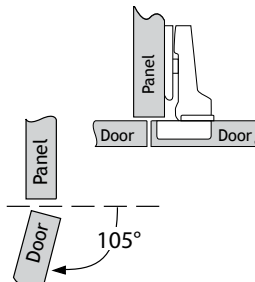
Frameless

- Full Overlay
- Self-closing
- P5120-14 shown, one finish available.



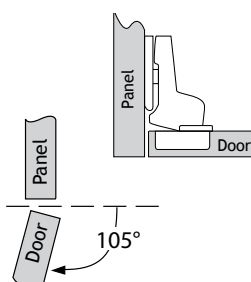
Frameless

- Half Overlay
- Self-closing
- P5110-14 shown, one finish available.



Inset

- No Overlay
- Self-closing
- P5115-14, P5107-14 shown, one finish available.



Easy On

- Face Frame, Frameless, or Inset
- Self-closing
- P6992-C shown, one finish available.
- All configurations shown left are possible.

