



ClearView
GLASS RAILINGS

The Difference from Traditional Railings is Clear!

ClearView Glass Railings

Unlike hardwoods, glass railings don't need repeated painting or finishing for enhancing their durability. ClearView Glass Railings use large panels of glass fixed with Duplex 2205 Stainless Steel solid core Lever Spigots. Neither glass nor the Duplex 2205 Stainless Steel solid core Lever Spigots corrode when exposed to water.

Easier Installation with The New CVGRailings Lever Spigot

The CVGRailings Hercules Glass panels system features the NEW Lever Spigot made from Duplex Stainless Steel 2205 which offers greater strength and greater corrosion protection than 304 and 316 Stainless Steel (see images A and B at left).

Our new sleek Lever Spigot design eliminates the need for tools during glass installation and the appearance of unsightly set screws. There's no risk of over-tightening or under-tightening of their glass panel in the spigot channel.

We just built a beautiful new home on the St Croix River with ClearView Glass Railings on all of our decks. When friends come to visit they walk right out to the deck and say "Wow! There is no disruption of your over view!" The ClearView Glass Railings are many times the highlight of the home.

Durability

CVGR 60" Full Width **Hercules** Panels are 13.5mm thick, laminated and tempered glass. They are test proven to hold an amazing 2,520# vertical load and a 820# horizontal load. CVGR Variable Width Panels are superior 13.5mm thick, tempered glass. They are test proven to withstand 300# (20% more weight than code requires) of impact from a 36" free fall.



A


The NEW Duplex 2205 Stainless Steel Solid Core Lever Spigot




B

EASIER INSTALLATION! No need for tools and no appearance of unsightly set screws!





Before



After



ClearView Glass Railings feature a beveled safety edge.

737 Quentin Ave. S.
Lakeland, MN 55043
Ph: 612.940-9946 • Fax: 651.490.3450
John@CVGRailings.com
ClearViewGlassRailings.com

Log on to our website to learn more about our products and service.
Visit ClearViewGlassRailings.com

Design Versatility

Because glass appears neat and finished, it is one of the only porch railing systems that can incorporate multiple design elements without looking cluttered or hodgepodge. This gives you more versatility and options when it comes to the actual design of your outdoor space.

Value

Clear View Glass Railings Hercules Glass

Panel Wdth	Panel Ht.	Thickness	Solid Core Lever Spigots
Full Width 5' Wide	39.37" (Finished Railing Height is 42")	13.5mm Laminated AND Tempered	Duplex 2205 Stainless Steel Solid Core Lever Spigots
Competition (tempered glass)			
Panel Width	Panel Ht.	Thickness	Hollow Core Spigots
5' Wide	36"	1/4" or 3/8"	2 x 304 Standard*

Awesome! That sums it up! ClearView Glass Railings are simply awesome! 100% view from our deck with nothing to block our view. Clean, crisp, maintenance free. Absolutely love them!

Easy Maintenance

"You have to clean glass all the time." I hear this a lot and it drives me a little nuts. Glass isn't the annoying pain in the neck that some people make it out to be. Glass railings require very little maintenance, typical cleaning intervals is every 2 or 3 years.

Cleaning glass deck railings can be as simple as wiping the glass down with a squeegee or spraying it with a hose. Another great aspect of ClearView Glass Railings is that almost everything—including those marker scribbles from your two-year-old—can be cleaned off glass without damaging the surface.

*Clear View Glass Railings Duplex 2205 Stainless Steel solid core Lever Spigots are suitable for salt water installations. Less expensive 304 and 316 stainless steel spigots will corrode in salt water environment as well as areas with air pollution and rain pollution.

Love....Love....Love these. It makes my view of the river so much better, Clear View Glass Railings are just incredible!

See the Difference!

Visit our website at [ClearView Glass Railings.com](http://ClearViewGlassRailings.com) to see how you can enjoy the best view possible from your outdoor living space.




36" Wide Glass Gate Kit with Locking Latch and Self Closing Hinges



- Glass Gate Panel dimensions are 36" x 39.37"
- Gate is right hand swing*
- Pole provided

All glass is clear 3/8" thick tempered, with safety edges on all sides. Kit includes glass, hinges, latch and round (2" OD) stainless steel pole that hinges attach to. Glass can be flipped for left hand swing, or right hand swing. Latch and hinges are 316 Stainless Steel. Hinges are spring-loaded, self-closing.



HOME DEPOT
PART NUMBER
CVGR 36 CGK