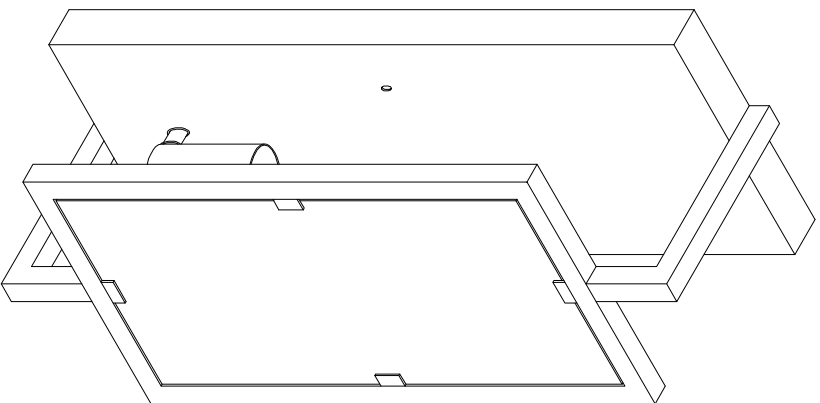
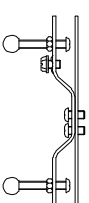


Please consult your electrician for hanging fixture and wiring.



Bulbs :1*T10*40W (INCLUDING BULB)

PRODUCTS ARE NOT INTENDED
FOR COMMERCIAL USE.

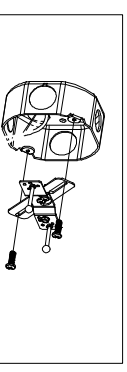


Bracket

IMPORTANT: Turn off the power at the main fuse or circuit breaker box before starting installation

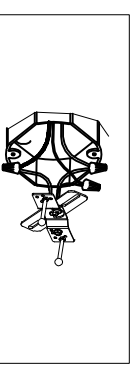
Locate all hardware & components before discarding packaging

1.)



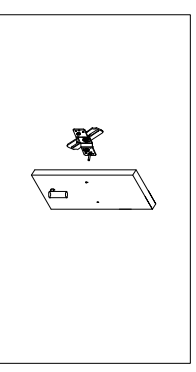
Step 1: Remove mounting bracket from fixture and resell it to electrical box.

2.)



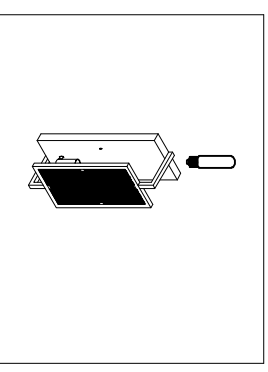
Step 2: Wire fixture to wires in outlet box. Green wire is for ground.

3.)



Step 3: Install fixture to back-plate and tighten worm screws so that fixture meets the wall.

4.)



Step 4: Install T10 bulb.

Cleaning & Care:
Clean with soft cloth and a mild detergent.
Do not use abrasive cleaner.

MADE IN CHINA
Page 1 of (2)