



Lamp




Lamp Wire
Type SPT

House Lighting




CerroMax™ NM-B
14/2 gauge

Ceiling Fan




CerroMax™ NM-B
12/3 gauge

Thermostat




Thermostat Wire
Low Voltage
Control Cord

Wall Outlet*




CerroMax™ NM-B
12/2 gauge

*Follow the NEC® code for your area




Type MC Cable

220V Outlet




CerroMax™ NM-B
10/3 gauge

Pole Transformer




Triplex Overhead
Service Drop

Alarm System




Security Cable

Doorbell



Bell Wire

AC Unit




CerroMax™ NM-B
6 gauge




cerrowire®

Landscape Lights




Landscape Cable

Circuit Breaker Box




SER or SEU

Electric Cooktop




CerroMax™ NM-B
8 gauge

Utility Meter Base




SER or SEU

Utility Meter




Bare Copper
For Ground

Sprinkler




Sprinkler Wire
Multi-conductor

Detached Garage



UF-B
Feeds a single
branch circuit

Pad Transformer



Triplex 600V
Underground to
Utility Meter

POWER UP WITH THE RIGHT WIRE – CERROWIRE

INDOOR WIRE (NM-B)

APPLICATIONS	GAUGE/COND.
Fan With Light	12/3
Central Air Conditioner 30 Amps	10/3
Central Air Conditioner 40 Amps	8/3
Combination Switch & Outlet*	14/2
Cook Top Apt Size – up to 30 Amps	10/3
Dishwasher	12/2
Disposal	12/2
Double Oven Apt Size – up to 30 Amps	10/3
Double Oven Range up to 40 Amps – Copper	8/3
Double Oven Range up to 55 Amps – Copper	6/3
Electric Dryer up to 30 Amps	10/3
Electric Range up to 50 Amps	6/3
Electric Wall Heater up to 1920 Watts at 120V	12/2
Electric Wall Heater up to 2880 Watts at 120V	10/2
Exhaust Fan*	14/2
Gas Furnace Fan Circuit*	14/2
Grounded Outlet Small Appliances	12/2
Lighted Medicine Cabinet*	14/2
Lighting Fixture*	14/2
Lighting Fixture with Outlets*	14/2
Portable Air Compressor	12/2
Room Air Conditioner up to 20 Amps	12/2
Single Oven Built-In up to 30 Amps	10/3
Wall Light Switch*	14/2
Water Heater	10/2
3-Way Light Switch up to 15 Amps*	14/3
3-Way Light Switch up to 20 Amps	12/3

*Local codes may require a minimum 12/2 with ground

OUTDOOR WIRE (UF-B)

APPLICATIONS	GAUGE/COND.
Detached Building 120V	10/2
Detached Building 240V	10/3
Dusk to Dawn Light*	14/2
Outdoor Post Light with Outlet	12/2
Patio/Pool Waterproof Outlet	12/2
Patio Spotlight*	14/2
Sub Panel 40 Amp – for runs over 75 ft use one size larger	8/3
Sub Panel 55 Amp – for runs over 75 ft use one size larger	6/3
Switch & Grounded Outlet	12/2
Water Fountain	6/3

CORD

APPLICATIONS	GAUGE/COND. & PRODUCT NAME
Door Bell	20/2 Bell Wire
Lamp Wire	18/2 or 16/2 SPT
Landscape Light	10, 12, 14 or 16 Landscape Cord
Security/Fire Alarm	18/2, 18/4, 22/2 or 22/4 Security Wire
Sprinkler System	18/4, 18/5 or 18/7 Sprinkler Wire
Thermostat	18/2, 3, 5 or 7 Thermostat Wire

AMPACITY ALLOWANCE FOR 3-WIRE SINGLE PHASE DWELLING SERVICES

SERVICE RATING (AMPS)	COPPER SIZE (AWG OR KCMIL)	ALUMINUM SIZE (AWG OR KCMIL)
100	4	2
110	3	1
125	2	1/0
150	1	2/0
175	1/0	3/0
200	2/0	4/0
225	3/0	250
250	4/0	300
300	250	350
350	350	500
400	400	600

Ampacities based on 2020 NEC Table 310.12



WARNING: Installation of electrical wire can be hazardous, and if done improperly can result in personal injury or property damage. For safe wiring practices, consult the National Electrical Code®, your local building inspector, or a qualified electrician.

AMPERAGE RATINGS* (for 90°C rating)

WIRE SIZE (AWG)	14	12	10	8	6	4	3	2	1	1/0	2/0	3/0	4/0	
AMPS:														
COPPER	NM-B, UF, TW ₁	15	20	30	40	55	70	85	95	110	125	145	165	195
	RHH, RHW, THHN, THWN, XHHW, SER, SEU ₂	15	20	30	40	55	70	85	95	110	150	175	200	230
ALUM	RHH, RHW, THHN, THWN, XHHW, SER, SEU ₂	n/a	15	25	35	40	55	65	75	85	120	135	155	180

Based on 2017 NEC Table 310.15(B)(16) and 110.14(C)(1)

¹ NM-B, UF and TW are limited to 60°C

² RHW, RHH, THHN, THWN, XHHW, SER and SEU are assumed at 60°C for 1 AWG and smaller, 75°C for larger

Note: a) For all wire types except TW, the 90°C column in NEC Table 310.15(B)(16) may be used for ambient temperature correction and/or ampacity adjustment for number of current-carrying conductors. b) Ampacities in this table are based on conservative assumptions of equipment termination temperatures. For wire types other than NM-B, UF, and TW, if a higher termination temperature is present at both connections, the higher ampacity based on the actual termination temperatures may be used.

RECOMMENDED CIRCUIT LENGTHS FOR VOLTAGE DROP*

WIRE SIZE (AWG)	RATING OF CIRCUIT BREAKER OR FUSE IN AMPERES										
	15	20	30	40	50	60	70	80	90	100	
COPPER	14	35									
	12	60	45								
	10	95	70	45							
	8	155	115	75	55						
	6	245	185	120	90	70					
	4	390	295	195	145	115	95	80			
ALUM	2	625	469	310	230	185	155	130	115	100	90
	6	150	110	75	55	45					
	4	235	175	120	90	70	55	50			
	2	380	285	190	140	110	95	80	70	60	55

***110 Volt, Single Phase, Max 3% Voltage Drop.** Recommended maximum circuit lengths is best for voltage systems of 120 volts. For 240-volt systems, circuit lengths may be doubled. **Note:** Extremely long circuits can produce voltage losses whereby electrical equipment may not operate properly. Following these recommended values should provide reasonable efficiency of operations. Conductor sizes may be further limited by termination temperature ampacity limitations.