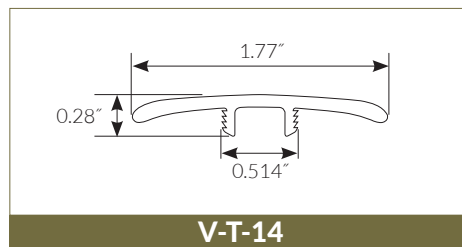


MSI

Making Clean Surfaces Look Better

Profile Specs

T-Moldings are used to fill the gap between two floors of equal height.



Track Options

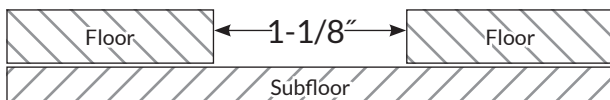


V-Track

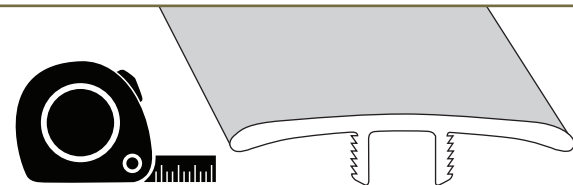


Track 94

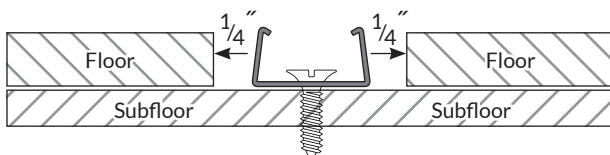
Installation



1. Install the flooring leaving a 1-1/8" gap between the two floors for the t-molding installation.

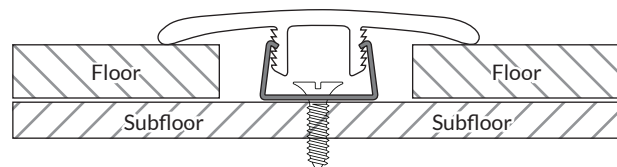


2. Measure and trim to fit.



3. Center the track between the flooring leaving a 1/4" spacing between the track and floor planks. Screw track to subfloor (or glue down with construction adhesive).

* May need to use supplied shim



4. Starting at one end, press the molding into the track inching along the length of the molding.

You may also use a rubber mallet.