


Connect your new Wi-Fi Hub to your Home Wi-Fi

Once your fan is installed and you have downloaded the Wi-Fan app from either the Play Store or the App Store you will need to connect your mobile device to the Wi-Fi Hub's local Wi-Fi network to communicate with the Hub. The Wi-Fi network name will begin with "WV-F". The password for the Wi-Fi Hub's network by default is "myfan". Once connected to the Wi-Fi Hub's local Wi-Fi network you can open the Wi-Fan app to control your fan. After the app starts please read through the Getting Started steps to set up your fan. After the fan has been set up you can now configure the Wi-Fi Hub to connect to your home's Wi-Fi network with the following steps.



1) Tap on the name of the Wi-Fi Hub.

WV-F8F005F1CAEE (0)



HIGH ▾

0:00
h:m

Start

Settings

WV-F8F005F1CAEE (0)

Fan



Network



Diagnostics

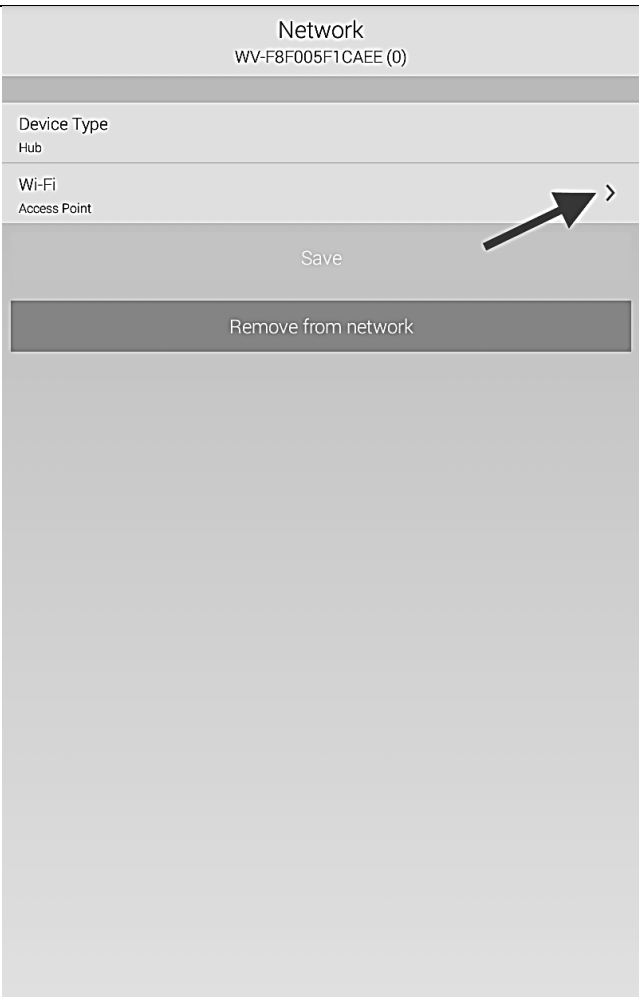


About

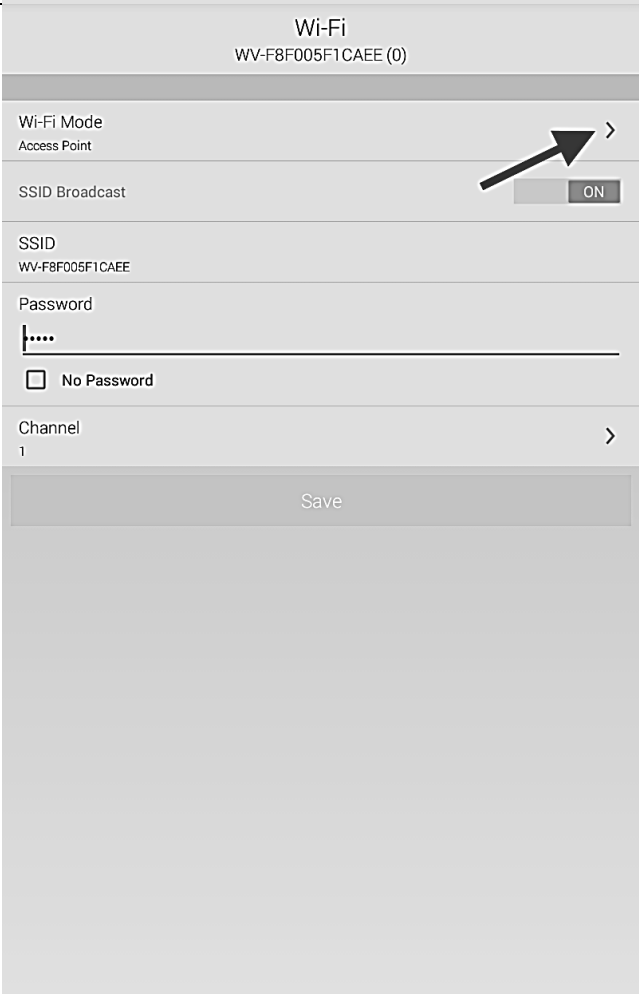


2) Tap on the settings icon in the top right of the screen that looks like a gear.

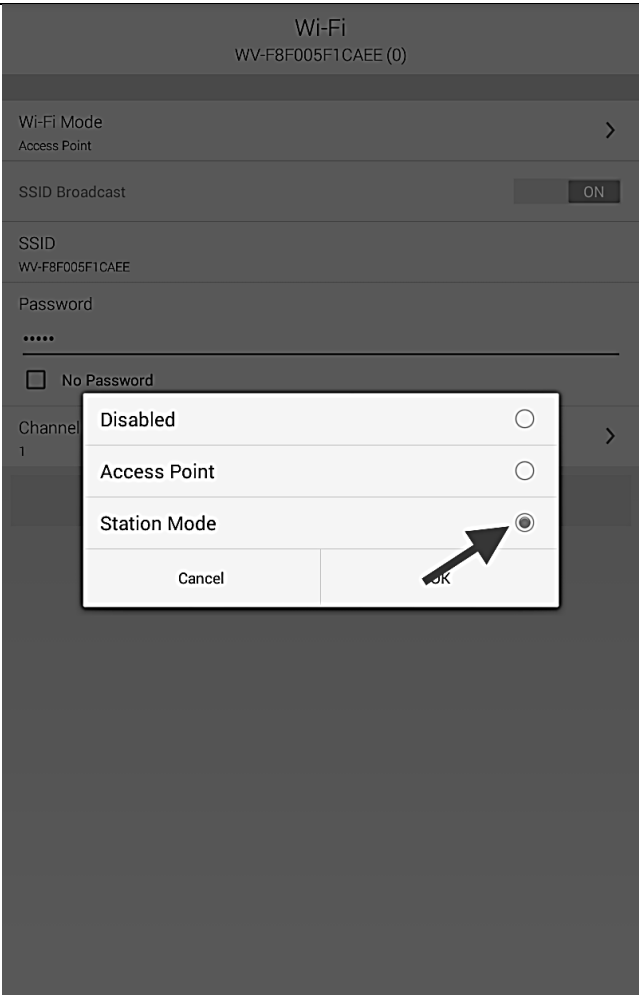
3) Tap on Network.



4) Tap on Wi-Fi.

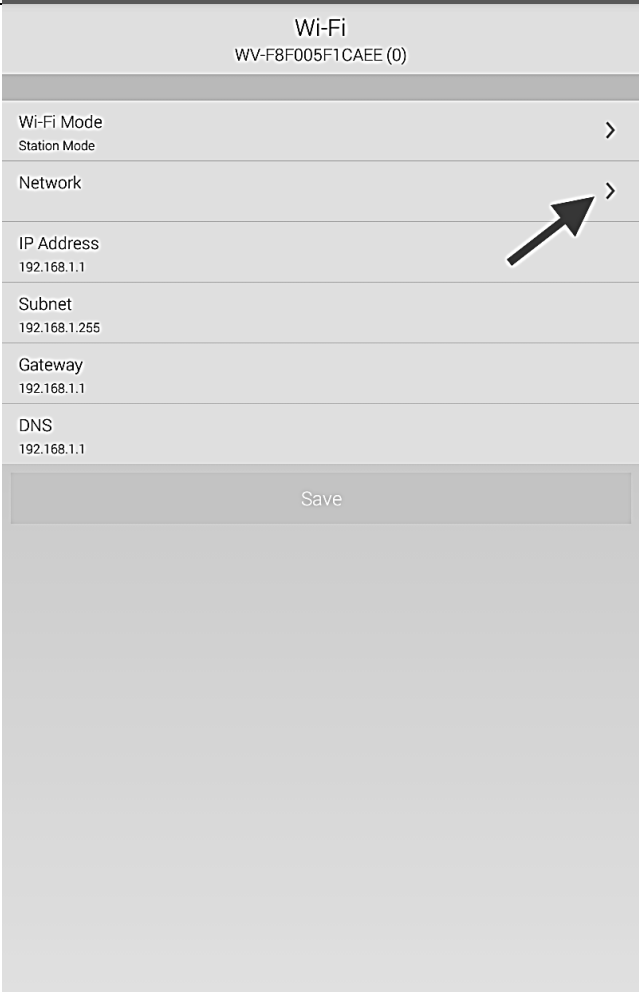


5) Tap on Wi-Fi Mode.



6) Change the Wi-Fi type from Access Point to Station Mode.

7) Tap on OK.



8) Tap on Network.

Wi-Fi
WV-F8F005F1CAEE (0)

Enter the Network SSID this Fan Controller shall join
your home WiFi name here

Password
your home WiFi password here
 Show password

Security
WPA

Save



9) Enter the SSID of your home Wi-Fi network. This is what your home Wi-Fi network is called.

10) Enter the password for your home Wi-Fi network.

11) Change the Security type setting of your home Wi-Fi network by tapping on Security and selecting the appropriate security setting. Most modern Wi-Fi networks use WPA for their security.

12) Tap on Save at the bottom of the screen.

Wi-Fi
WV-F8F005F1CAEE (0)

Wi-Fi Mode
Station Mode >

Network
your home WiFi name here >

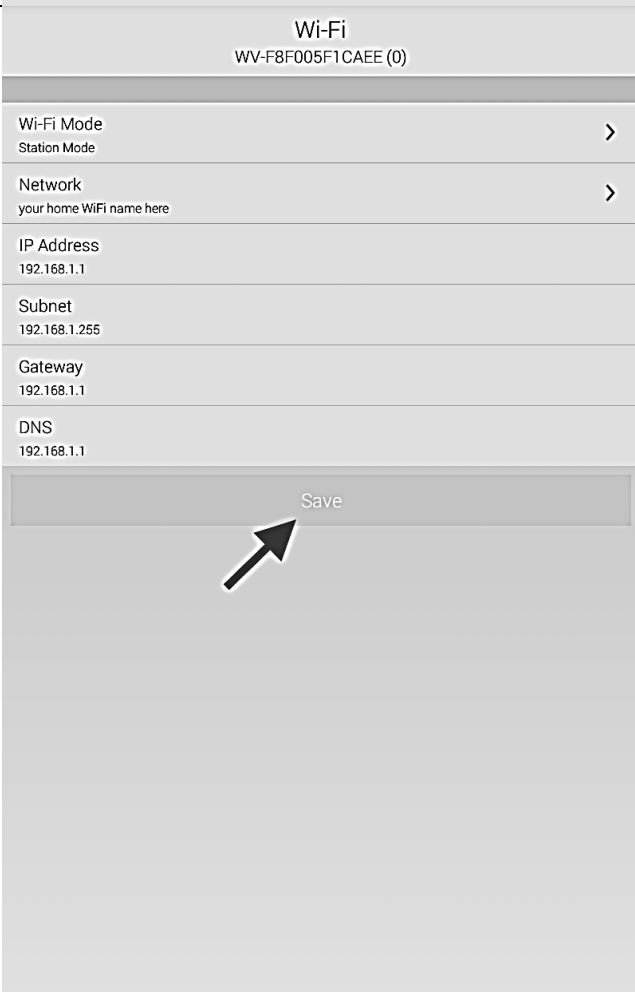
IP Address
192.168.1.1

Subnet
192.168.1.255

Gateway
192.168.1.1

DNS
192.168.1.1

Save



13) Tap on Save to save the Wi-Fi settings to your Wi-Fi Hub.

You should now be able to reconnect to your home Wi-Fi network on your mobile device and then re-launch the Wi-Fan app to see the Wi-Fi Hub again. You can now control the fan anywhere on your home Wi-Fi network.