ai174430526290_HH_CopperCore_WallOutlet_IM_082924.pdf 1 4/10/25 1:14 PM

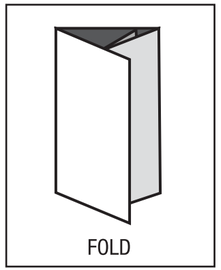

3.5 in

IMPORTANT SAFETY INSTRUCTIONS

Read all instructions before using this heater.

When using electrical appliances, basic precautions should always be followed to reduce the risk of fire, electric shock, and injury to persons, including the following:

- This heater must be plugged into a 120 V, 15 amp (or more) circuit of its own. Do not plug anything else into the same circuit. If unsure if your home meets this specification, consult a certified electrician prior to use. Risk of fire, overheating, malfunction, property damage, injury, or even death may result if not adhered to!
- Connect to a properly grounded, 3-prong outlet only. Do not connect the heater to extension cords, surge protectors, timers, direct breakers, or an outlet with other appliances connected to the same outlet. Risk of fire, overheating, malfunction, property damage, injury, or even death may result if not adhered to!
- This heater is hot when in use. To avoid burns, do not let bare skin touch hot surfaces. If provided, use handles when moving this heater.
- Keep combustible materials, such as furniture, pillows, bedding, papers, clothes, and curtains at least 3 ft. (0.9 m) from the front of the heater and keep them away from the sides and rear of the heater.
- Extreme caution is necessary when any heater is used by or near children, invalids, pets, or when the heater is left operating unattended.
- Always unplug the heater when not in use.
- Do not operate any heater with a damaged plug or after the heater malfunctions, has been dropped, or damaged in any manner. Discard heater, or return to authorized service facility for examination and/or repair.
- Do not use outdoors. Exposure to outdoor elements such as rain, snow, sun, wind, or extreme temperatures may cause the heater to become a safety hazard.

3.5 in

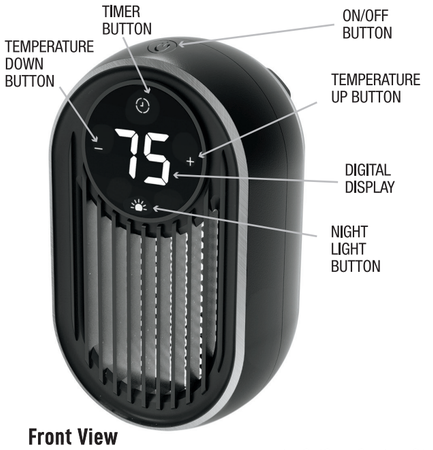

Front View

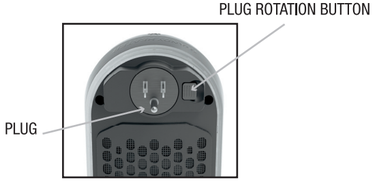

Back View

SAVE THESE INSTRUCTIONS

3.5 in

OPERATING INSTRUCTIONS:


FIG.1

1. Plug Handy Heater® Copper Core into desired 120v power outlet. Use "Plug Rotation" for most convenient placement on wall. See Fig.1 **(See Setting 3 Prong Direction Adjustment).**


FIG.2

2. Press "⏻" button to turn on the heater. See Fig.2


FIG.3

3. Use the "+" button to raise temperature or "-" button to lower the temperature between 60°-90° on "Digital Display." See Fig. 3


FIG.4

4. To turn Night Light on/off, or change color, press "☼" button. See Fig. 4

Color choices include:
Amber, Red, White, Dark Blue, Purple, Light Blue, Green, Color Cycle


FIG.5

5. When finished, press "⏻" button and unplug Handy Heater® Copper Core from power outlet. Store in a cool, dry place until next use. See Fig. 5

NOTE: If room temperature reaches set temperature, heater will turn off and unit will go into standby mode. When room temperature drops back below set temperature, heater will turn back on and operate like normal. For least amount of interruptions in heating, set to maximum temperature (90).

3.5 in

SETTING 3 PRONG DIRECTION ADJUSTMENT:

1. Press and hold "Plug Rotation Button."
2. Using your hand, gently turn prongs to desired position, as shown.
3. Release "Plug Rotation Button" to lock in place.

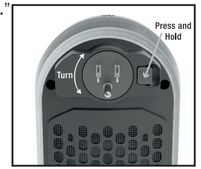

NOTE: Press button to release.

SETTING THE TIMER

Handy Heater® Copper Core has a built-in timer that will automatically turn the unit off after a set amount of time.

1. While Handy Heater® Copper Core is plugged in and turned on, press the "◷" button to activate timer, as shown.
2. Repeatedly press "◷" Button to set number of hours before Handy Heater® Coppper Core turns off. You can choose between 1 – 12 hours.



3. Once desired hours have been chosen, stop pressing "◷" Button to set.
4. To cancel timer, turn Handy Heater® Copper Core off.

ai174430526290_HH_CopperCore_WallOutlet_IM_082924.pdf 2 4/10/25 1:14 PM

3.5 in | 3.5 in | 3.5 in | 3.5 in

CARE AND MAINTENANCE

WARNING: Before beginning any maintenance, unplug your Handy Heater® Copper Core, and allow to cool completely.

• To clean, wipe the exterior with a non-abrasive, damp cloth. Use a mild soap if needed. Dry with a soft cloth.

CAUTION: DO NOT LET LIQUID ENTER THE HEATER.

DO NOT use alcohol, gasoline, abrasive powders, furniture polish, or rough brushes to clean the heater. This may cause damage to the casing of the heater.

DO NOT immerse Handy Heater® Copper Core in water.
• Wait until the unit is completely dry before use.
• Store in a cool, dry place when not in use.

SPECIFICATION:

Voltage Rating 120 V (60 Hz)
Power Consumption 800 W
Unit Size 4.23 in. (W) x 3.41 in. (D) x 6.98 in. (H)
Unit Weight 1.10 lbs.

IMPORTANT SAFETY INSTRUCTIONS

- This heater is not intended for use in bathrooms, laundry areas and similar indoor locations. This heater is not intended for use in any locations that use GFCI outlets.
- Never place the heater where it may fall into a bathtub or other water receptacles.
- To disconnect the heater, first turn the power button to the OFF position and then remove from the wall outlet.
- Do not allow foreign objects to enter or block any ventilation or exhaust opening as this may cause electric shock, fire, or damage the heater.
- To prevent a possible fire, do not block air intakes or exhaust in any manner. Do not use on soft surfaces, like a bed, where openings may become blocked.
- Allow at least 3 feet of unobstructed space to the front, rear or sides of the heater to allow for maximum heat, air, and ventilation flow.
- A heater has hot and arcing or sparking parts inside. Do not use heater in areas where gasoline, paint or flammable liquids are used or stored, nor use flammable solvents to clean the heater. Keep the heater dry at all times.
- Use this heater only as described in this manual. Any other use not recommended by the manufacturer may cause fire, electric shock, or injury to persons.
- WARNING: This heater has a voltage rating of 120 volts. It has a threeblade, grounding-type plug. An adapter should not be used if a three-slot grounded receptacle is not available. **DO NOT DEFEAT THE SAFETY PURPOSE OF THE GROUNDED PLUG.**

HANDY HEATER® COPPER CORE

Distributed by:
OnTel® PRODUCTS CORPORATION
Fairfield, NJ 07004

©2024 Ontel Products Corp.
All Rights Reserved.
Made In China
HHCCTB-IM-01-0824-300

HANDY HEATER® COPPER CORE

Congratulations!

Thank you for choosing Handy Heater® Copper Core
Customer Satisfaction is our #1 Priority!
If you have any questions or problems, go to
www.BuyCopperCore.com
or email **CopperCore@rephelpdesk.com**

IMPORTANT INSTRUCTIONS
SAVE THESE INSTRUCTIONS

Please read and understand this entire manual before attempting to operate or install the product.

DESIGNED FOR IN-WALL OUTLET USE ONLY

CAUTION: To reduce the risk of fire or electric shock connect directly to a grounded three-prong wall outlet.

WARNING: To reduce the risk of fire or electric shock do not use with an extension cord.

WARNING: POTENTIAL ELECTRICAL HAZARD IF NOT ADHERED TO.