






Your safety and the safety of others is extremely important in the installation, use and servicing of this water heater. Many safety-related messages and instructions have been provided in this manual and on your own water heater to warn you and others of a potential injury hazard. Read and obey all safety messages and instructions throughout this manual. It is very important that the meaning of each safety message is understood by you and others who install, use or service this water heater.

	<p>This is the safety alert symbol. It is used to alert you to potential personal injury hazards. Obey all safety messages that follow this symbol to avoid possible injury or death.</p>
---	---

	<p>DANGER indicates an imminently hazardous situation which, if not avoided, will result in death or injury.</p>
	<p>WARNING indicates a potentially hazardous situation which, if not avoided, could result in death or injury.</p>
	<p>CAUTION indicates a potentially hazardous situation which, if not avoided, could result in minor or moderate injury.</p>
	<p>CAUTION used without the safety alert symbol indicates a potentially hazardous situation which, if not avoided, could result in property damage</p>

All safety messages will generally tell you about the type of hazard, what can happen if you do not follow the safety message and how to avoid the risk of injury.

This product is certified to comply with a maximum weighted average of 0.25% lead content as required in some areas.

I) INTRODUCTION

Thank you for purchasing a John Wood Oil Fired Water Heater. Properly installed and maintained, it will provide years of trouble free service.

This Oil Fired Water Heater is suitable for potable water heating and space-heating applications but not for space heating only applications. It is your responsibility to ensure that the correct size of your water heater was determined by calculations that included consideration of heat loss.

Consumer Responsibilities

This manual has been prepared to acquaint you with the installation, operation and maintenance of your oil fired water heater and provide important safety information in these areas. It is your responsibility to ensure that your water heater is properly installed and cared for.

FAILURE TO FOLLOW THE INSTRUCTIONS IN THIS MANUAL MAY RESULT IN SERIOUS BODILY INJURY AND/OR PROPERTY DAMAGE. THOROUGHLY READ AND UNDERSTAND ALL INSTRUCTIONS BEFORE YOU ATTEMPT TO INSTALL, OPERATE OR MAINTAIN THIS HEATER.

Installation and service requires trade knowledge in the areas of plumbing, electricity, venting, air supply and oil supply. If you lack these skills or have difficulty understanding these

instructions, you should not proceed. Enlist the help of a qualified service technician to install this water heater.

Examples of qualified service technicians include those trained in the plumbing and heating industry, local oil supply personnel or an authorized service person.

The manufacturer and seller of this water heater will not assume any liability for any property damage, personal injury or death resulting from improper sizing, installation or failure to comply with these instructions.

The warranty on this water heater is in effect only when the water heater is installed and operated in accordance with these instructions. An identifying data plate can be found at the front of your water heater. When referring to your water heater, always have the information listed on the data plate readily available.

Protect your warranty: Regularly service your water heater as directed in the "Maintenance" section of this manual. Retain your original receipt as proof of purchase.

Do not discard this manual. You or future users of this water heater will need it for reference.