




ASCEND II ACT1010 / ACT1011 ACTIVE PERCH STOOL WARRANTY & WARNING



FEATURES

- **OUTTASIGHT SEAT HEIGHT ADJUSTMENT**

See page 3 for operating instructions.

NOTE: It is normal for chair to slightly lower under body weight.

WARNING

1. Use this product only one person at a time.
2. Do not use this stool unless all bolts screws and knobs are securely tightened.
3. Check that all bolts screws and knobs are tight every three months or as needed.
4. Move & carry stool as instructed.
5. Dispose of packing material properly. Do not use plastic cover as head covering. It may cause suffocation.
6. Do not use stool as a stepladder.
7. Use this stool for its intended purpose only.
8. Use mild detergent only for cleaning.

OSP FURNITURE LIMITED PRODUCT WARRANTY

ASCEND II

Active seating and tables are warranted from the date of purchase as follows:

- 3 Years against failure due to materials and workmanship

**All warranties are limited to the original purchaser for normal commercial usage defined as a standard forty hour work week by persons weighing 250 lbs. or less. This warranty will not cover labor, freight or damage from misuse, abuse, negligence, alteration, accident, vandalism, rusting, acts of nature or any other event beyond the control of Office Star Products. The warranty does not cover cosmetic damage that may result from normal use. Liability for incidental or consequential damages is excluded. The user assumes all risk of injury resulting from use of this product. When usage is more than 40 hours per week, a two year warranty on all parts applies. Fabric and foam is warranted for one year. This warranty gives you specific legal rights, and you may also have other rights which vary from state to state.*

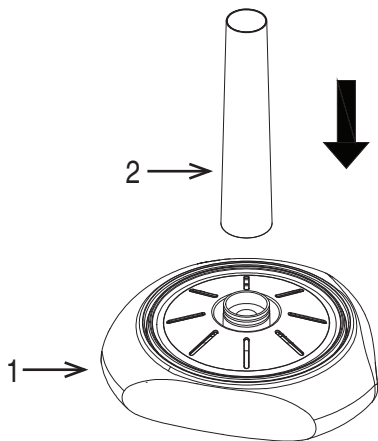
It is the customer's responsibility to prepay freight on any components returned to the factory. Return freight on components covered by warranty will be paid by Office Star Products.

Our quality standards are among the highest in the industry. Sometimes, no matter how hard we try, there are times when parts are damaged or missing. Our Parts Department will do everything possible to promptly remedy the problem. Contact us via e-mail parts@officestarnet.net, by Fax 1-909-930-5629, or toll free parts number 1-800-950-7262, Monday through Friday 8:00 a.m. - 5:00 p.m. Pacific Time.

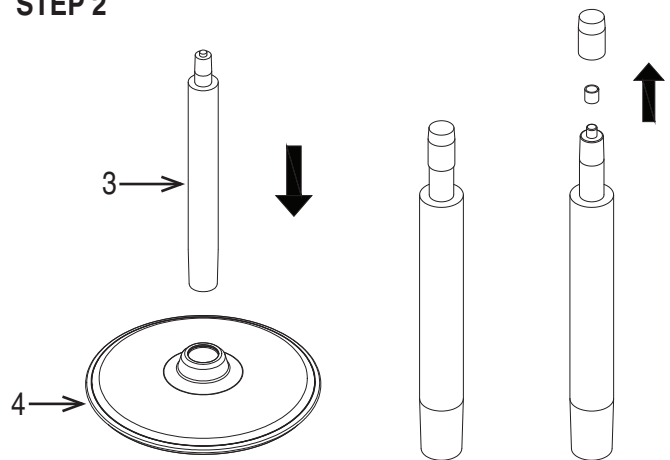
PARTS LIST

<p>(1) Seat (1Piece)</p>	<p>(2) Bellows (1Piece)</p>	<p>(3) Pneumatic Cylinder (1Piece)</p>	<p>(4) Base (1Piece)</p>
--------------------------	-----------------------------	--	--------------------------

STEP 1

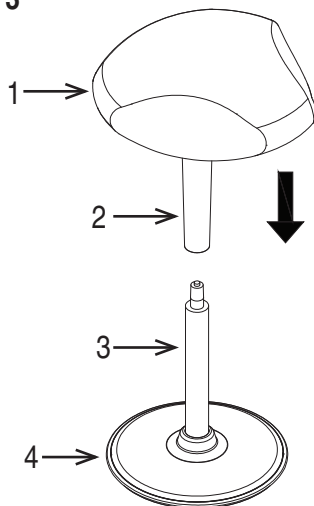


STEP 2




NOTE: Remove black & white plastic protective caps from Pneumatic Cylinder (3).

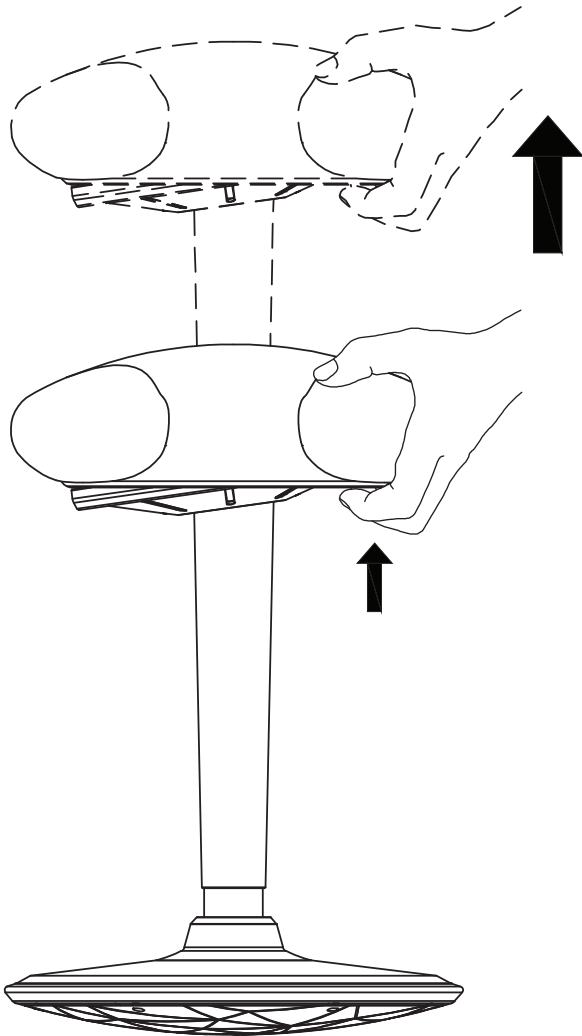
STEP 3



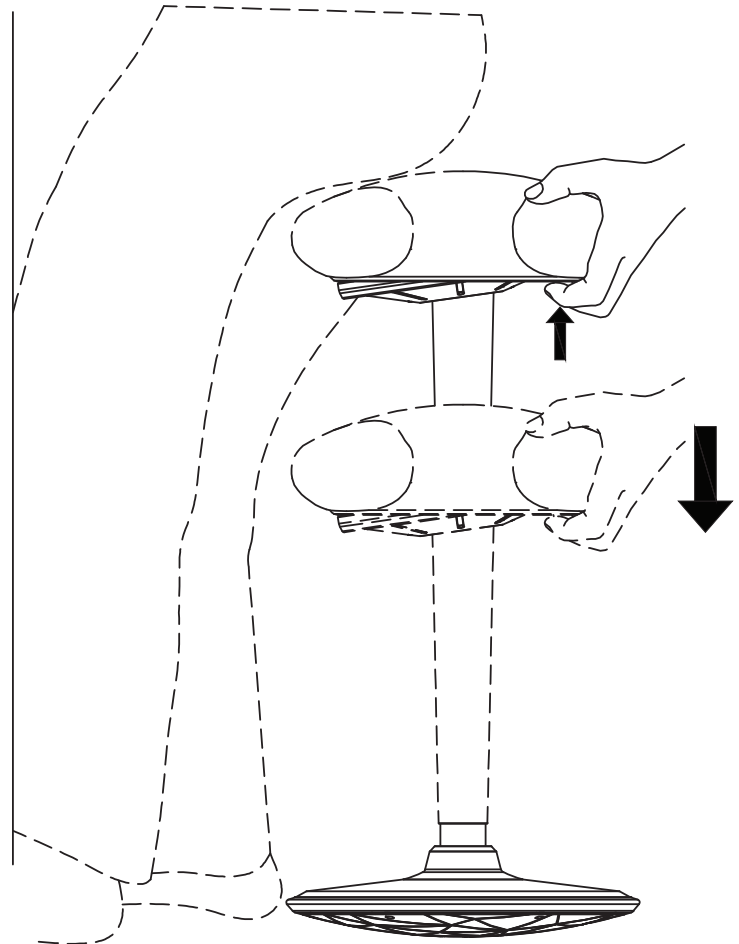
STEP 4



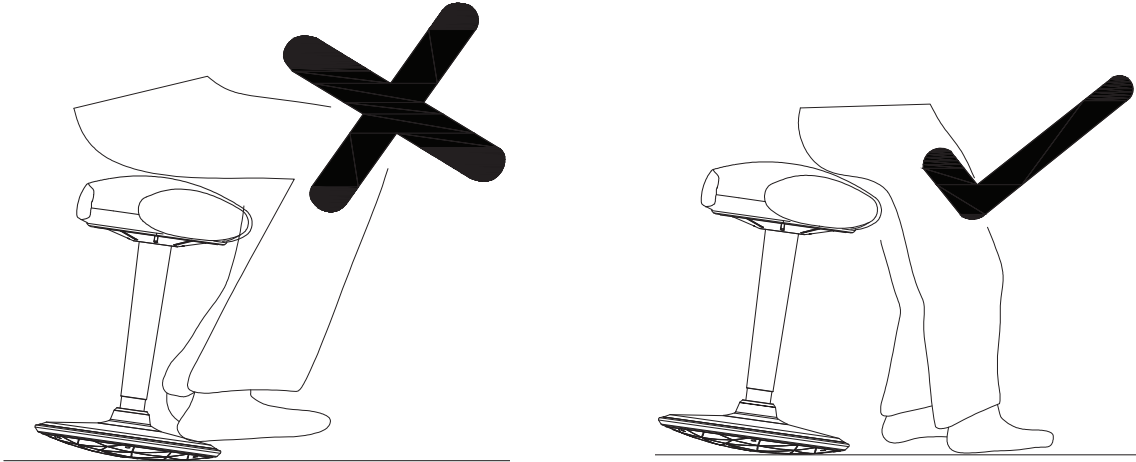
OUTTASIGHT easy-adjust mechanism



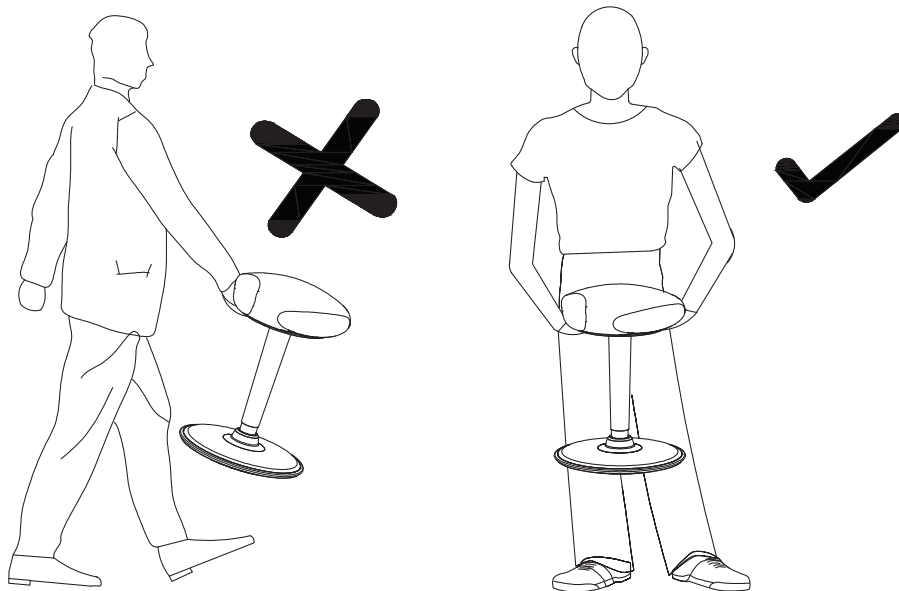
- Adjusts from any position
- Adjust whether seated or standing
- OUTTASIGHT for clean, contemporary appearance



PROPER USAGE



DO NOT REST FEET ON BASE. USE A THREE-POINT SITTING POSITION WITH TWO FEET ON FLOOR. TIGHTEN CORE MUSCLES.



ALWAYS CARRY STOOL WITH TWO HANDS.