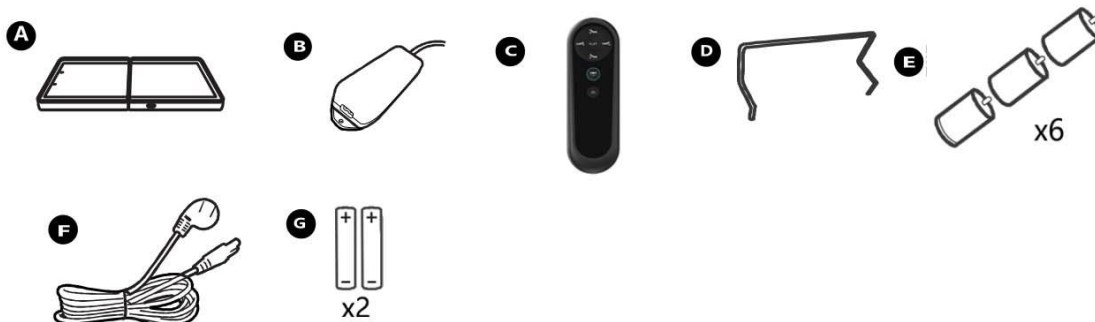
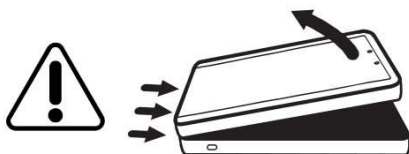


ACCESSORIES

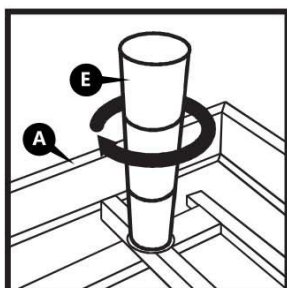


ASSEMBLY INSTRUCTIONS



KEEP HANDS CLEAR OF HINGE PINCH POINT
Lay the base flat before unfolding base.

1



IMPORTANT

All 6 legs must be tightened securely to base before turning base over for use.

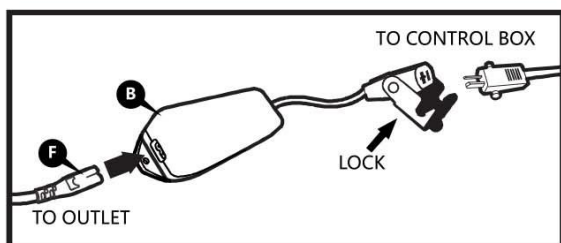


WARNING

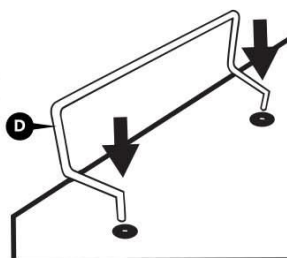
DO NOT TILT or **LEAN** base on legs when turning base over.

DO NOT rest bed on its side as damage to USB port will occur.

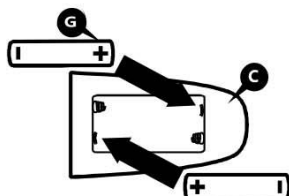
2



3



4



5

