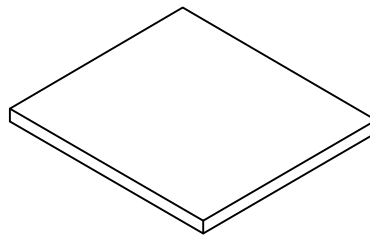
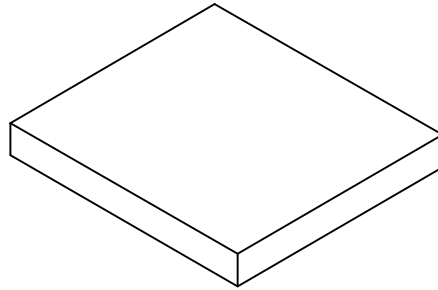
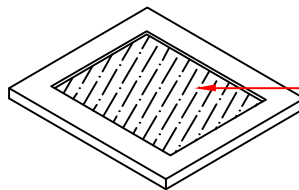


MODEL:60226

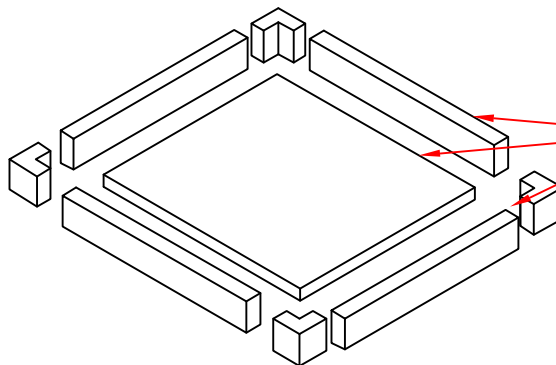
PACKING DIAGRAM



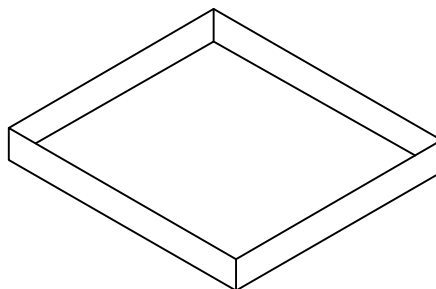
STYROFOAM: 12 KGS.

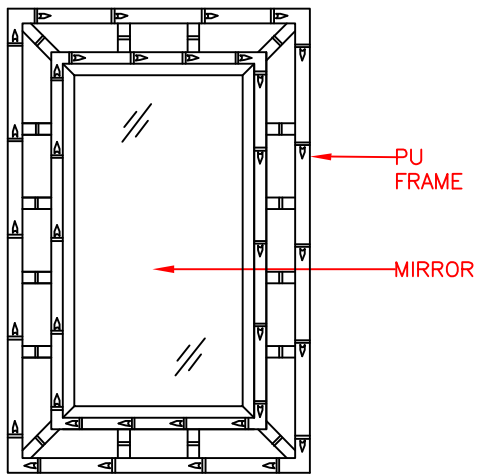


MIRROR

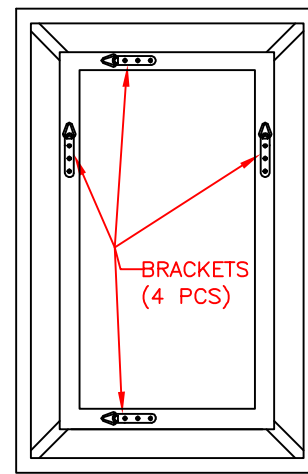


STYROFOAM: 12 KGS.





FRONT VIEW:



BACK VIEW:

* THIS MIRROR CAN BE MOUNTED VERTICALLY OR HORIZONTALLY.

ASSEMBLY INSTRUCTIONS

READ AND SAVE THESE INSTRUCTIONS

UNPACK THE MIRROR

YOU SHOULD HAVE RECEIVED A MIRROR IN THE PACKAGE, TO PROTECT THE FINISH, PLACE THE MIRROR ON A SOFT SURFACE.

MOUNT THE MIRROR

1. INSTALL WALL ANCHORS IN WALL AND HANG MIRROR SECURELY ON BRACKETS.

NOTE:

* THIS MIRROR CAN BE MOUNTED VERTICALLY OR HORIZONTALLY..

** HARDWARE NOT INCLUDED. CONTACT YOUR LOCAL HARDWARE PROFESSIONAL TO CHOOSE AN ATTACHMENT MECHANISM APPROPRIATE FOR YOUR WALL.