



TEXTURED PRIMER



DAICH Textured Primer is a high-performance multi-purpose primer for water-based concrete floor paints. It imparts excellent adhesion to prepared surfaces, as well as slip-resistant texture that transmits through most paint top-coats for added foot traction.

Used as part of a DAICH decorative concrete finish system, Textured Primer penetrates and locks firmly onto concrete and more, while creating an ideal bonding base for any of the DAICH decorative stone concrete coatings. It masks blotchy color and repairs — **and also acts as the visible "grout joint" in patterned tile and stone designs using DAICH Concrete Stencils or Grout Line Pattern Tape.**

It's also breathable, which encourages the escape of moisture vapor through the coating to assist in avoiding trapped moisture in the slab. It delivers resilient hold through the seasons and helps your new concrete surface transformation last for years.

PERFORMANCE FEATURES

- roller or brush applied
- freeze/thaw resistance
- UV resistant
- breathability
- low shrinkage / flexible
- excellent adhesion
- visible colored grout effects
- abrasion/impact resistant
- easy maintenance
- crack resistant
- colorfast
- water-based, low VOC



DESCRIPTION:

Pre-mixed, non-cementitious stone matrix coating for interior/exterior floor and wall surfaces.


USES:

An optional additional layer of strength and performance that can be applied prior to any of the DAICH self-priming decorative stone coatings. Also acts as the visible colored grout effect in decorative tile and flagstone projects. **Used on stationary EXTERIOR concrete, masonry, prepared tile, styrofoam and wall board. INTERIOR applications on concrete, masonry, drywall, tile, vinyl, linoleum and laminates.**


PACKAGING: Textured Primer is available in: 1 gallon (3.78 liter) and 5 gallon (18.9 liter) containers.

COVERAGE: Up to 160 sq.ft. (15 m²) per gallon. Varies with substrate texture and application thickness.


COLOR SELECTION: Textured Primer is available in five standard factory-tinted colors to let you choose just the right **grout color and contrast in your tile or flagstone project** for maximum decorative appeal. Alternatively, if you just want an optional added layer of strength and performance beneath your seamless Daich coating project, choose a color that is most similar to your chosen stone finish.



Raw Gray



Bone



Dolphin




Charcoal




Antique Gold

TEXTURED PRIMER

Textured Primer locks into concrete pores and also creates added surface profile for enhanced bond of subsequent coatings.



DAICH Textured Primer acts as the exposed visible "grout joint" in DAICH stenciled floor coating projects. Creates the realistic appearance of tile and stone floor coverings.



SURFACE PREPARATION:

For optimal long-term performance, surface should be clean and dry – and free from dust, dirt, spalling, efflorescence, oil, poorly bonded or glossy paint, glue, surface sealers and other contaminants. **New concrete** – minimum 28 day cure before application. **New masonry** – 48 - 72 hours cure before coating.

CONCRETE / MASONRY / BRICK:

1) Surface should be level and in good condition. Chip away any loose or flaking concrete and skim coat any rough or uneven areas with a quality levelling compound. Allow to cure as directed. **2)** If concrete is smooth, new or efflorescent, the surface must be etched using Daich Concrete Cleaner/Etcher as directed, or a two-parts water / one-part muriatic acid solution (consult muriatic acid container for mixing and safety instructions). For very smooth concrete, etching twice is advisable. If concrete is heavily soiled, cleaning is required prior to etching to ensure best results. After etching, follow with general cleaning. **3)** Whenever possible, **clean concrete with a pressure washer**. For best results, especially for exterior surfaces, a minimum of 2000 psi is recommended in a slow sweeping motion. Hold spray fan tip 4" above the concrete to effectively clean out pores for best bond.) If a pressure washer is not available, scrub the surface with **Daich Concrete Cleaner/Etcher** or a strong TSP solution. Rinse thoroughly, removing all washing/etching debris with clean water and a scrub broom followed by thorough rinse. **4)** To prepare exterior brick and concrete block surfaces, pressure wash as normal to remove accumulated dirt and grime. Allow to dry fully before coating. **5)** For interior walls, wash and /or wipe down prior to application to the dry surface. If drywall dust is present, vacuum dust and wipe down with a damp cloth before proceeding.



MIXING: Daich Textured Primer is pre-mixed and ready to apply. Stir before use.

APPLICATION

1) Application temperature range - 50°F - 80°F. **2)** Apply by paint roller until the surface is thoroughly and uniformly coated. **3)** Brush or roll carefully into all surface texture, light pitting, etc. for full contact over the entire surface. Coated surface must be uniformly covered without show-through. **4)** For broom finished concrete, brush uniformly into and in the same direction as the broom texture for full contact. Let dry 20-30 minutes and follow with a roller-applied coat (same direction as the broom texture) to fill the broom texture completely. **5)** Two coats are recommended for projects utilizing a DAICH decorative stencil or grout line effect.

APPLICATION TOOLS: Use a 3/8" roller for level unpitted concrete. For textured surfaces, use a 1/2" pile roller for better penetration. Paint brush for edges and deeper texture spot filling.

DRY & CURE TIMES: Outdoor dry (>70° F) 30 - 60 minutes (longer in damp or cool conditions). Indoor dry (>70° F) 1 - 2 hours (due to limited air flow).

Full cure: 24 hours.

COVERAGE: Average of 160 sq.ft. (15m²) per gallon (18.9 liters) based on one uniform coat over a smooth surface. Varies with roughness of surface and application technique.

STORAGE: Textured Primer may be stored in its original unopened container in a cool dry place for up to two years.

PRECAUTIONS:

Avoid contact with eyes and skin, flood eyes repeatedly with potable water for 15 minutes. **DO NOT RUB EYES** due to stone content of material. Wash hands thoroughly after handling. Do not take internally. **KEEP OUT OF REACH OF CHILDREN.** Keep container closed. Dispose of old material as prescribed by local laws.

Need further assistance or have questions? Call - 1-866-463-2424. Or email us at info@daichcoatings.com.